



Public Health News and Reports

# Straight from the Source

---

Volume 1      Issue 10      Tuesday, May 12, 2020

This issue contains the most recent data comparing Geauga County, our neighboring counties, Northeast Ohio, Ohio as a whole, and the United States of America. The table on the following page shows our relative proportional burden of morbidity and mortality to each of those geographies as well as the actual number of cases and deaths in excess or below those one would expect given our proportion of the population of each of the geographies.

Page three provides notes on the data. Pages four and show some of the distribution by age, race, and geography and displays the various symptoms by their frequency among the reported cases.

Pages six and seven show two week trends of new cases, hospitalizations, and deaths for the state and for Geauga County. The Governor and State Health Director have described the value in watching two week trends so Geauga Public Health will be tracking from the most current two week period, backward and report this in subsequent issues of this publication.

---

**Follow Geauga Public Health on Facebook for posts  
from the Geauga County Health Commissioner.**

**Facebook @GPHOhio**

**Questions and comments via email: [Info@GeaugaCountyHealth.org](mailto:Info@GeaugaCountyHealth.org)**

---

**For General Questions about COVID-19, the various state orders,  
and other important information, the Ohio Department of Health  
has a Call Center that is staffed from 9 a.m. to 8 p.m. 7 days/week.**

**1-833-4-ASK-ODH**

**1-833-427-5634**

---

Past issues of “Straight from the Source” can be found at  
the Geauga Public Health Website at

**[www.GPHOhio.org](http://www.GPHOhio.org)**

---

**To get on our GPH “Straight from the Source” email list, email us at:**

**[JGearhart@GeaugaCountyHealth.org](mailto:JGearhart@GeaugaCountyHealth.org)**

RELATIVE BURDEN OF DISEASE:  
COMPARING NATIONAL, STATE, REGIONAL, AND COUNTY DATA AS OF 5/12/2020

PROPORTIONAL BURDEN OF DISEASE	RELATIVE TO THE COUNTRY			RELATIVE TO THE STATE		
	% OF POP.	% OF CASES	% OF DEATHS	% OF POP.	% OF CASES	% OF DEATHS
OHIO	3.56%	1.9%	1.8%	N/A	N/A	N/A
NORTHEAST OHIO*	1.14%	0.58%	0.82%	32.1%	30.5%	45.6%
BORDER COUNTIES**	0.75%	0.37%	0.44%	21.1%	19.5%	44.3%
GEAUGA COUNTY	0.03%	0.01%	0.03%	0.8%	0.8%	1.5%

PROPORTIONAL BURDEN OF DISEASE	RELATIVE TO NORTHEAST OHIO*			RELATIVE TO BORDERING COUNTIES**		
	% OF POP.	% OF CASES	% OF DEATHS	% OF POP.	% OF CASES	% OF DEATHS
BORDER COUNTIES**	65.7%	64.0%	53.9%	N/A	N/A	N/A
GEAUGA COUNTY	2.5%	2.5%	3.2%	3.91%	3.96%	5.9%

EXPECTED VS. OBSERVED BURDEN OF DISEASE	RELATIVE TO THE COUNTRY				RELATIVE TO THE STATE			
	# OF CASES		# OF DEATHS		# OF CASES		# OF DEATHS	
	EXPECTED	OBSERVED	EXPECTED	OBSERVED	EXPECTED	OBSERVED	EXPECTED	OBSERVED
OHIO	47,152	25,250	2,839	1,436	N/A	N/A	N/A	N/A
NORTHEAST OHIO**	15,099	7,699	909	655	8,105	7,699	461	655
BORDER COUNTIES*	9,934	4,928	598	353	5,580	4,928	303	353
GEAUGA COUNTY	397	195	24	21	202	195	11	21

EXPECTED VS. OBSERVED BURDEN OF DISEASE	RELATIVE TO NORTHEAST OHIO*				RELATIVE TO BORDERING COUNTIES**			
	# OF CASES		# OF DEATHS		# OF CASES		# OF DEATHS	
	EXPECTED	OBSERVED	EXPECTED	OBSERVED	EXPECTED	OBSERVED	EXPECTED	OBSERVED
BORDER COUNTIES*	5,058	4,928	430	353	N/A	N/A	N/A	N/A
GEAUGA COUNTY	192	195	16	21	193	195	14	21

Lower		Higher	<10%	Much Higher	10% +
-------	--	--------	------	-------------	-------

\* **Northeast Ohio Counties:** Lorain, Cuyahoga, Lake, Ashtabula, Geauga, Trumbull, Portage, Summit, Medina, Mahoning, Columbiana, and Stark. \*\* **Bordering Counties:** Cuyahoga, Lake, Ashtabula, Trumbull, Portage, and Summit

#### Data Notes:

- Relative to the country as a whole, Geauga County is not experiencing a disproportionate number of deaths due to COVID-19. Geauga County represents 0.03% of the US population and has experienced 0.03% of the US COVID-19 deaths.
- Ohio as a state compares very favorably relative to the country as a whole. Ohioans are experiencing fewer reported cases and fewer COVID-19 deaths than would be expected. Ohio represents 3.56% of the nation's population but only 1.9% of the reported cases and 1.8% of the COVID-19 deaths.
- Northeast Ohio is experiencing fewer cases than would be expected when compared to the state or the nation as a whole but a higher number of COVID-19 deaths than Ohio or the nation as a whole. This is true for Northeast Ohio as well as Geauga County bordering counties and Geauga County itself.
- As geographic areas get smaller in population size, the data are more unstable, i.e. one or two cases or deaths will drastically alter the relative measures. Geauga County is monitoring outbreaks (two or more cases) in three long term care facilities.
- 43% of Geauga County reported cases are connected to long term care facilities and because of the age and medical vulnerability of the residents, they will tend to have more severe disease outcomes. Geauga County has experienced 21 deaths ranging in age from 62 to 95 years. The average age at death is 83 years. The median age (50% higher and 50% lower) is 85 years.
- Reported cases represent a small proportion of the total number of cases of COVID-19 in the community as the majority are asymptomatic and go untested. However, those cases are still able to spread the virus to others.

---

**Access the sources public health professionals use  
for credible COVID-19 information.**

**Visit the ODH Website at [www.Coronavirus.Ohio.Gov](http://www.Coronavirus.Ohio.Gov)**

**Visit the CDC Website at [www.cdc.gov/coronavirus](http://www.cdc.gov/coronavirus)**

---

#### **CURRENT HOSPITAL NEWS**

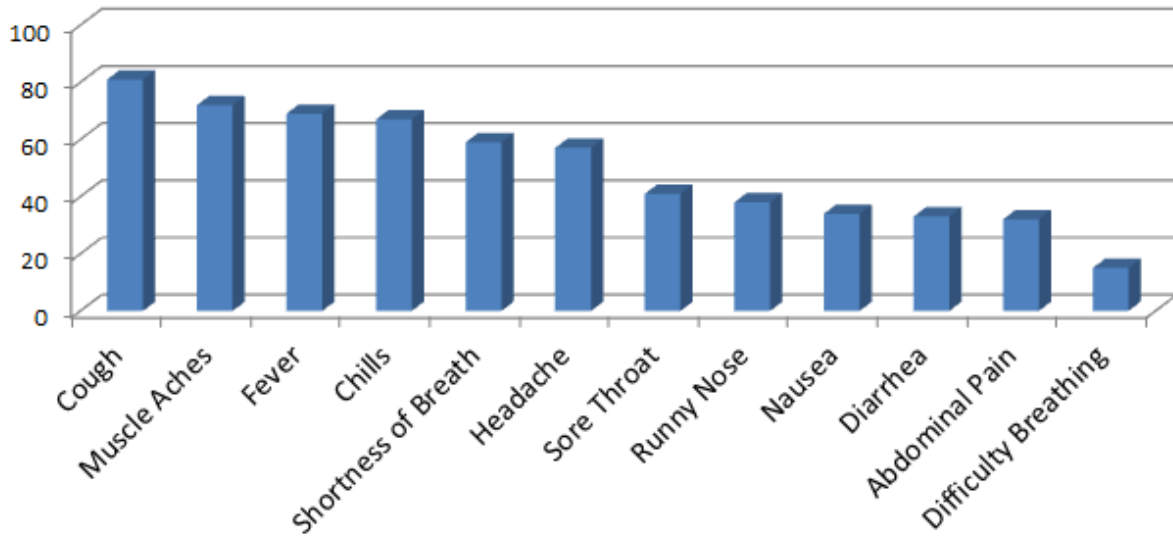
**Cleveland Clinic Newsroom:** <https://newsroom.clevelandclinic.org/category/news-releases/>

**University Hospitals Newsroom:** <https://news.uhhospitals.org/>

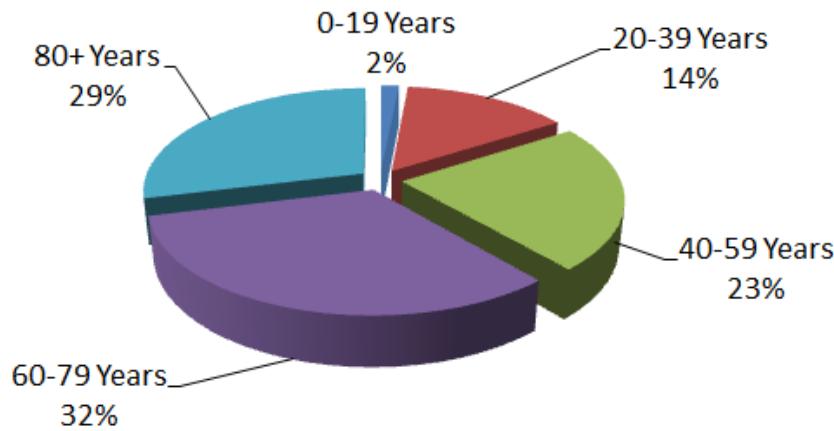
**MetroHealth Newsroom:** <https://news.metrohealth.org/>

**Cleveland VA Medical Center Newsroom:** <https://www.cleveland.va.gov/features/index.asp>

### Symptoms of Reported Cases



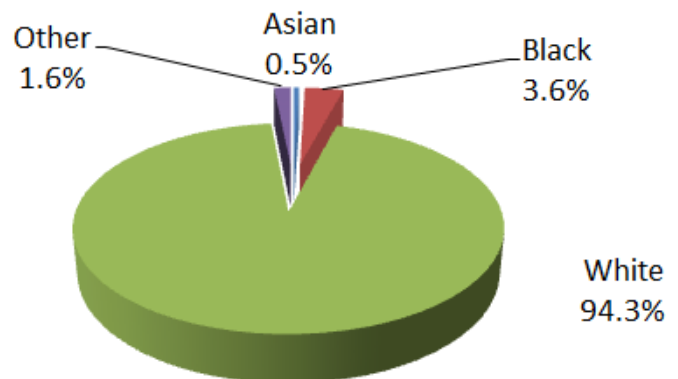
### Distribution of Reported COVID-19 Cases by Age



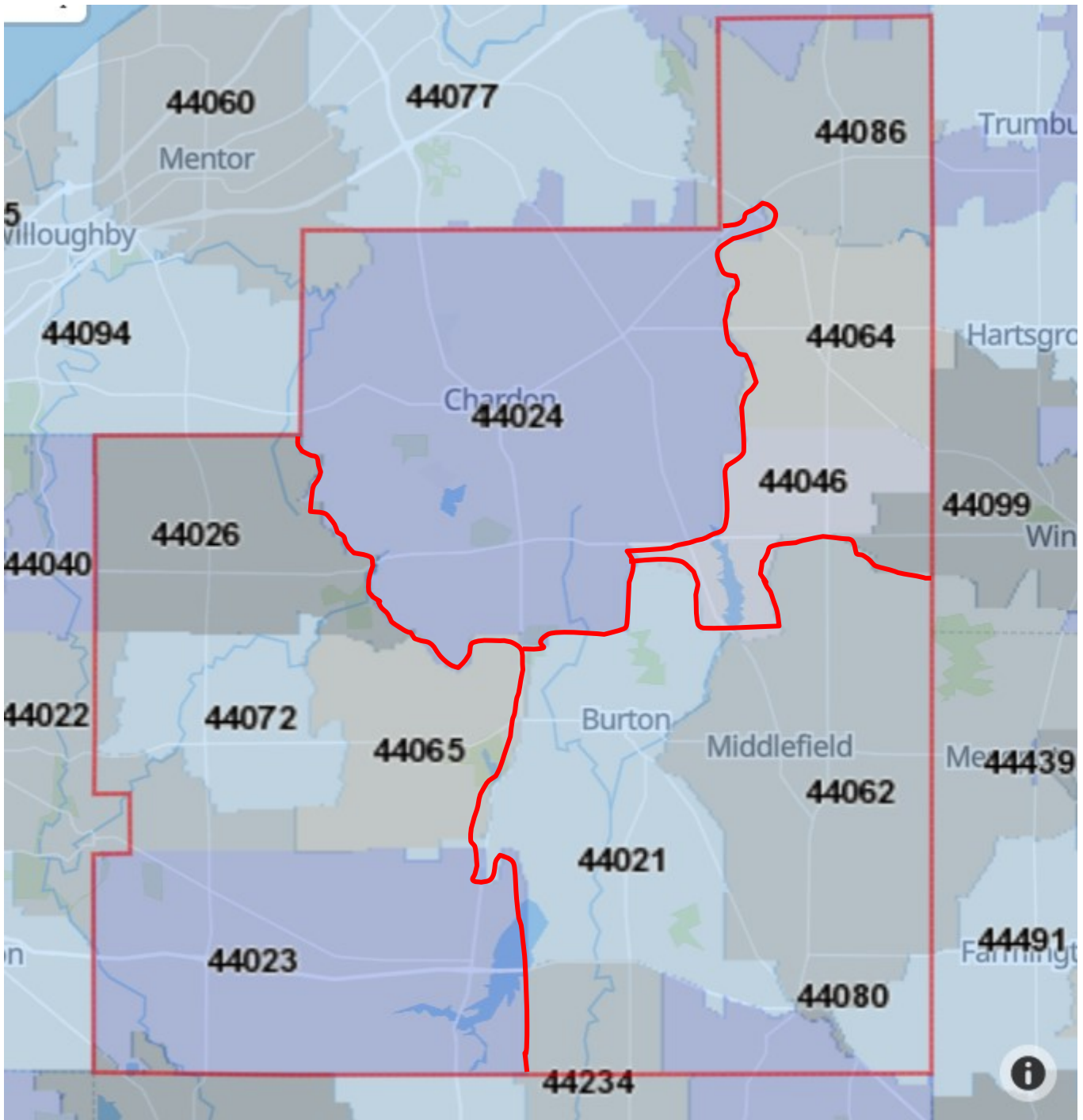
**43% of reported COVID-19 cases in Geauga County have been residents in a long term care facility.**

**25.8% of reported COVID-19 cases in Geauga County have been hospitalized.**

### Distribution of Reported COVID-19 Cases by Race



## Geographic Distribution of Reported COVID-19 Cases in Geauga County, Ohio



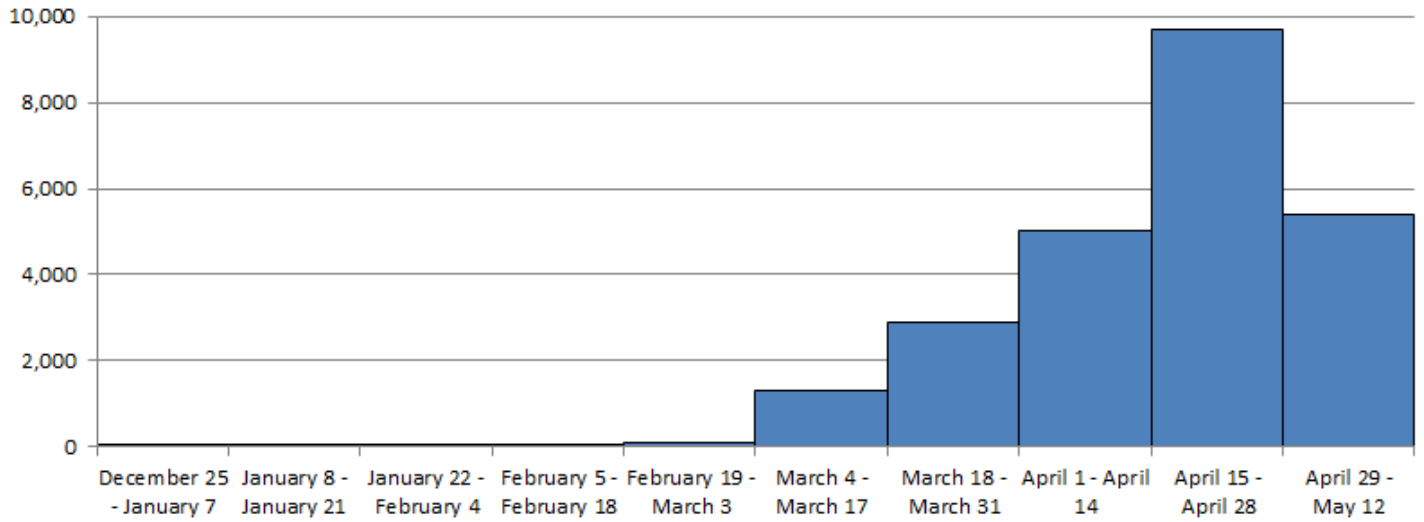
**North-Central Geauga (44024): 15% of Reported Cases**

**Northeast Geauga County (44041, 44046, 44064, 44086): 3% of Reported Cases**

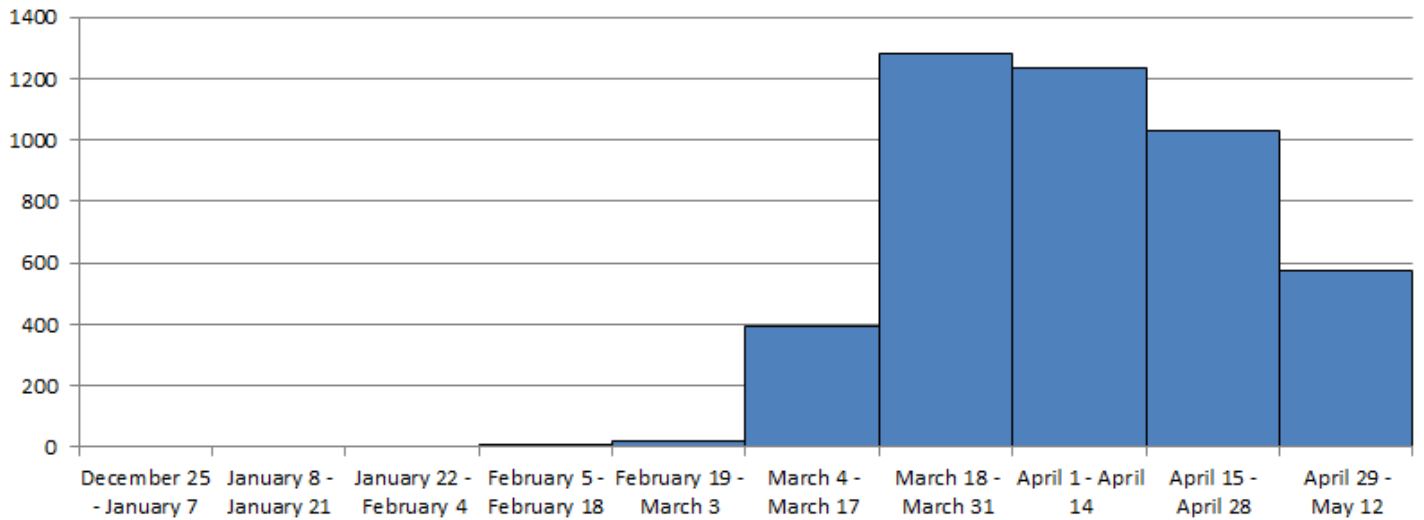
**Southeast Geauga County (44021, 44062, 44080, 44231, 44491): 53% of Reported Cases**

**Southwest Geauga County (44022, 44023, 44026, 44065, 44072, 44202): 28% of Reported Cases**

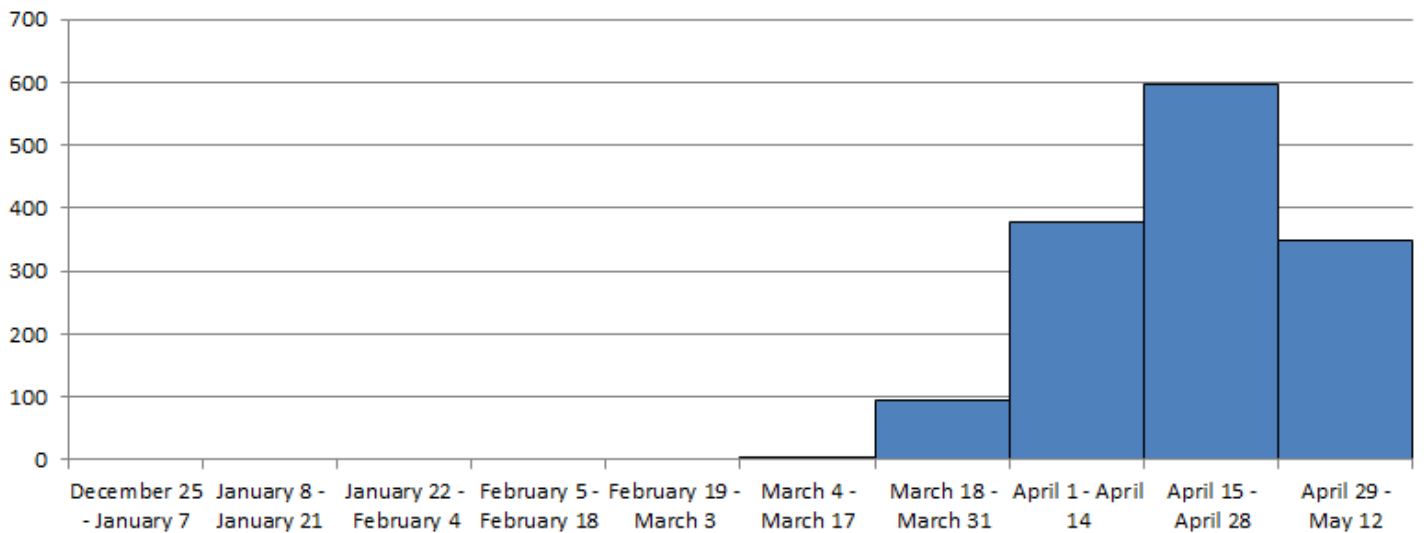
## Ohio New Reported COVID-19 Cases



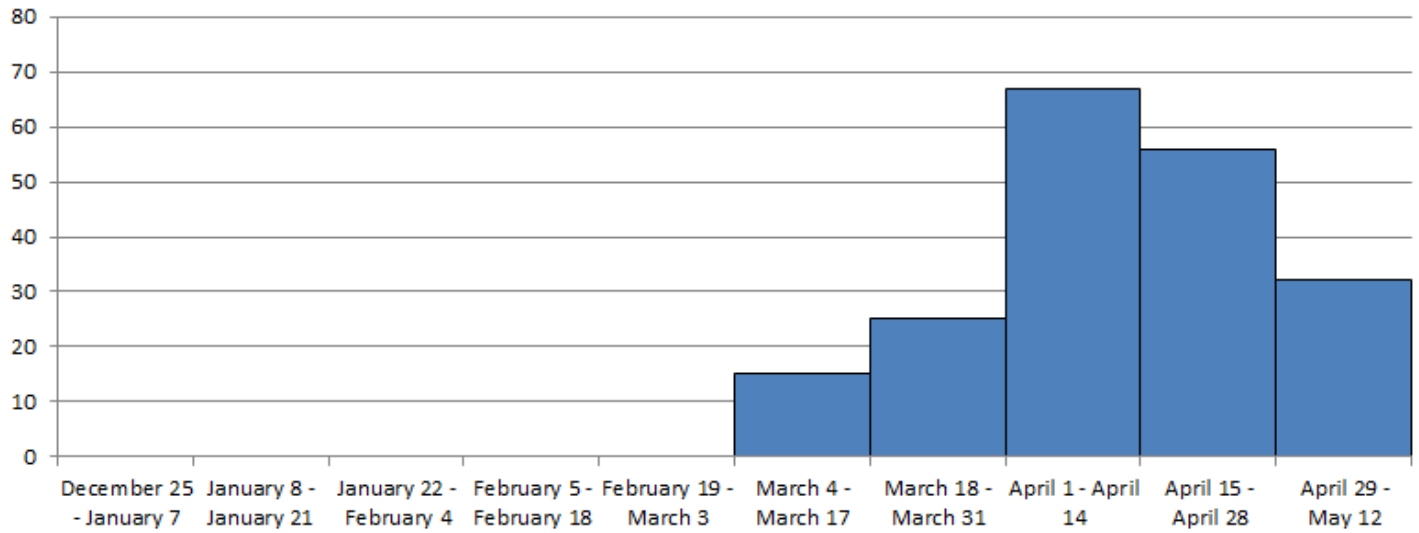
## Ohio COVID-19 Hospitalizations



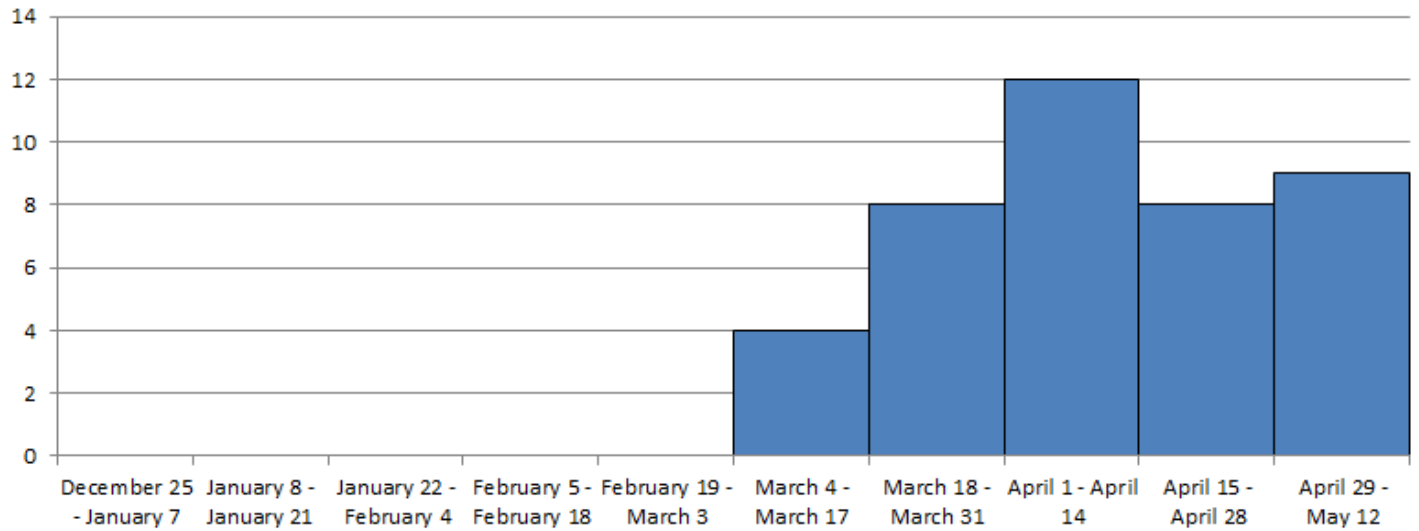
## Ohio COVID-19 Deaths




## Geauga County New Reported COVID-19 Cases



## Geauga County COVID-19 Hospitalizations



## Geauga County COVID-19 Deaths



## **Do It Yourself Disinfectant Sprays, Wipes & Alternatives**

2:00pm, Tuesday, May 12, 2020

Source of Information: Geauga County EMA

Content Contact: tvenci@CO.GEAUGA.OH.US

Can't find common disinfectant sprays/wipes in stores? How about making your own! You can use a mixture of water and bleach or hydrogen peroxide and water to disinfect surfaces.

Before you starting using or mixing products, be careful and read instructions. Whatever disinfectant you use, it's equally important to know how to use a disinfectant properly—that means allowing enough time for a disinfectant to stay on the surface to do its job, also known as dwell or contact time. Dwell/Contact time can be as long as 10 minutes.

### **Bleach:**

Any bleach-based spray is for use only on hard surfaces such as in kitchens and bathrooms — sinks, faucets, toilets, tile and synthetic countertops, doorknobs, light switches, and some wood floors—but not on fabric and other soft materials.

Never, ever mix bleach with ammonia or anything containing ammonia or with anything acidic.

Dispense the mixture with a spray bottle or with paper towels. Reusable cloths, sponges and mops should be exchanged for a new one often during a cleaning process, then laundered.

The Centers for Disease Control and Prevention recommends using a 1:48 solution (1/8 cup per gallon of water, or 4 teaspoons per quart)

Clorox suggests a slightly stronger 1:32 ratio (1/4 cup per gallon or 2 tablespoons per quart)

Whichever ratio you use, let it sit (dwell) on the surface for 10 minutes. This is the Environmental Protection Agency's guideline for any new or unknown pathogen, and it is also the dwell time listed for the regular household bleaches on the EPA's List N, which means it is approved to eliminate the coronavirus when properly used.

### **Hydrogen peroxide:**

Can be used as an alternative to bleach and water mixture in killing viruses. The typical 3% hydrogen peroxide concentration found in stores can be used as a disinfectant, or you can dilute it to a 0.5% concentration, which still has some effectiveness, using a mixture of 2.5 parts water and 0.5 parts 3% hydrogen peroxide.

Before disinfecting any surface with hydrogen peroxide, the CDC recommends using soap and water to clean the area. Once you've done so, you can pour or spray hydrogen peroxide on the surface and wipe with a paper towel or sponge.

After you've used hydrogen peroxide, make sure to leave it on the surface for at least one minute before drying to give it enough time to kill pathogens.

### **There are more alternatives:**

Fantastik® All-Purpose Cleaner, Windex Disinfectant Cleaner, Fantastik Multi-Surface Disinfectant Degreaser, Formula 409 Multi-Surface Cleaner or even Clorox Pet Solutions Advanced Formula Disinfecting Stain & Odor Remover are EPA approved for disinfecting coronavirus.

A list of products that are EPA-approved for use against the virus that causes COVID-19 is available at <https://www.epa.gov/pesticide-registration/list-n-disinfectants-use-against-sars-cov-2>.

---

**Public health is about helping others to be healthy. You can do that by engaging in simple strategies that, when done in combination, will help protect others. Mask up. Keep your distance. Stay home when you're ill. Wash your hands. Remember, when you shop, you may be coming into contact with a few dozen other people in the 20 minutes or so you're doing it but the employees who work where you shop are coming into contact with hundreds of people all day long.**