



PUBLIC HEALTH NEWS AND REPORTS

STRAIGHT FROM THE SOURCE

ISSUE 18 OCTOBER 28, 2020

Straight from the Source

Issues can be found at:

www.GPHOhio.org

Want our newsletter sent to you?

Email us to get on the list!

info@GeaugaCountyHealth.org

***We need YOUR input to help
keep Geauga County
businesses open!***

*Click the link below to access
a brief survey about business
operations during COVID-19.*

[https://www.surveymonkey.com/r/
Geauga_Public_Input_COVID-19](https://www.surveymonkey.com/r/Geauga_Public_Input_COVID-19)

COVID-19 Resources

CDC: www.cdc.gov/coronavirus

ODH: www.coronavirus.ohio.gov

ODH COVID-19 Call Center

1-833-4-ASK-ODH

(1-833-427-5634)

9 a.m. to 8 p.m. 7 days/week.

Geauga County COVID-19 Hotline:

(440) 279-1940



Follow us on Facebook for updates!

Facebook @GPHOhio

*Please be aware that comments are not
monitored and questions should be
emailed to Geauga Public Health.*

Health Commissioner update:

Welcome to Fall! The leaves are turning, the temperature is dropping, and the Browns are... winning?? It is my favorite time of the year because of all of those things but also because this is the season where family starts to spend a bit more time together and we have more opportunities to get together with friends we may not regularly see throughout the year.

But, COVID.

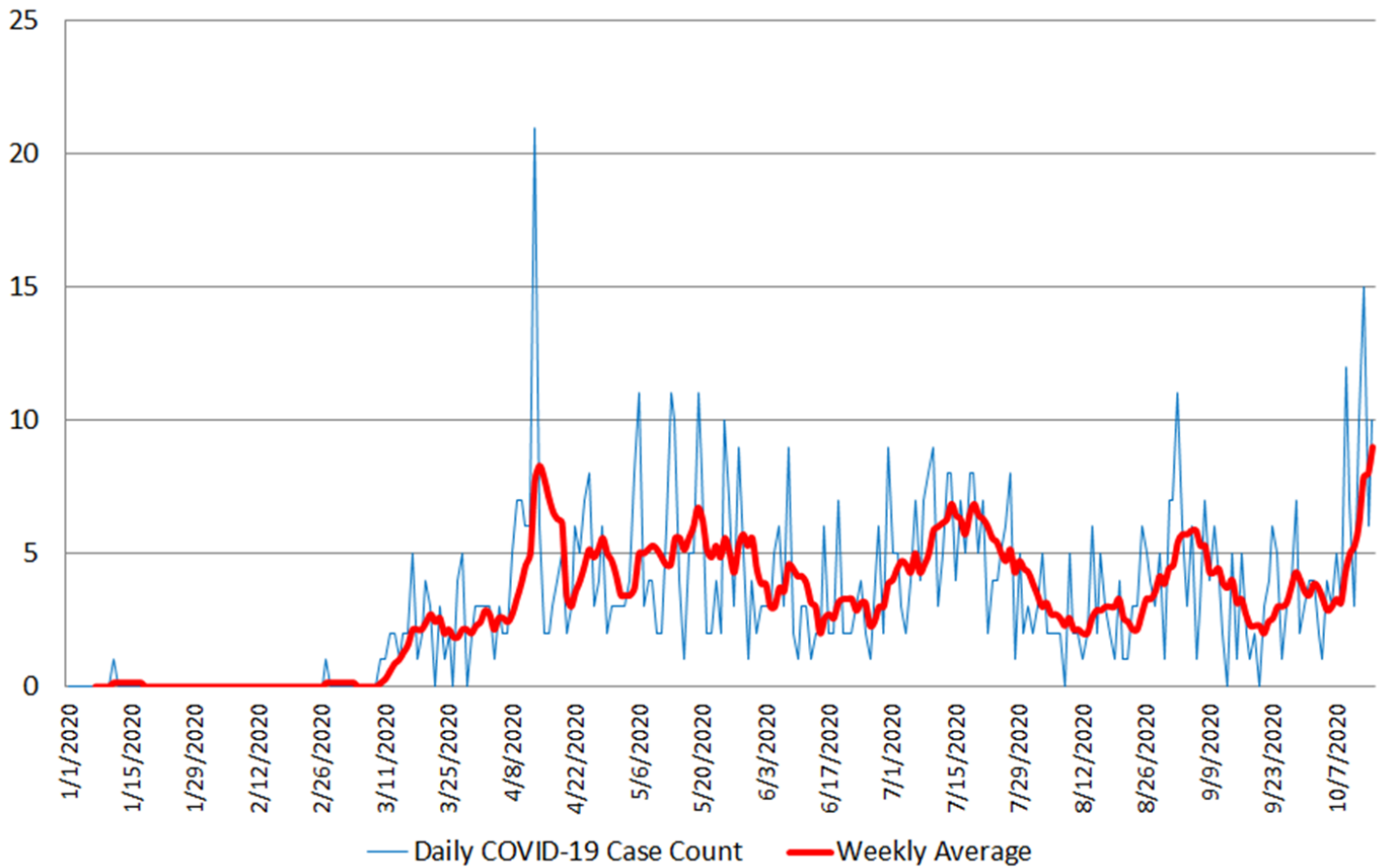
Friends, colleagues, and other readers, I think that we're going to need to face the reality, as temporary as we all hope it will be, that things will be different for awhile. One of the best meme quotes I have seen recently read, "We are separate today so that when we can get together again, no one is missing." Not intending to over-share but only to provide context. I am right there with you if you are deciding to curtail your social gatherings this year. I have a 90-year old father who is blessed with the ability to live independently in his own home. I also have a sister who lives with developmental disabilities for whom I am a legal guardian. She lives in a home with one roommate who is like her and that home has shift staff that are present around the clock to help them. They are both particularly vulnerable to the virus and therefore to the actions of anyone who may be unknowingly transmitting it. Both my father and my sister have always been part of the social gatherings that come at this time of year. And, this year will be different. I am right there with you as we all work to come up with creative ways to stay connected even if we're not physically coming together. I invite you to share those ideas on our FB page! Let's make sure we are paying attention to the mental health of our family, friends, and strangers alike. For our family and friends, that means checking in with them, listening, and helping to find resources if needed. For our family, friends, AND strangers, let's be sure to remember the value of treating each other with respect. We are clearly in stressful times when patience is short for any number of reasons.

A note about election safety. As with the schools, everything is being done that can be done. Strategies are in place to minimize risk of transmission during the voting process. Please choose a method of voting that works best for you. I voted in-person early so that I can serve as a poll worker this year. If I did not think that appropriate steps were being taken to make it as safe as possible, I would not be spending my day that way.

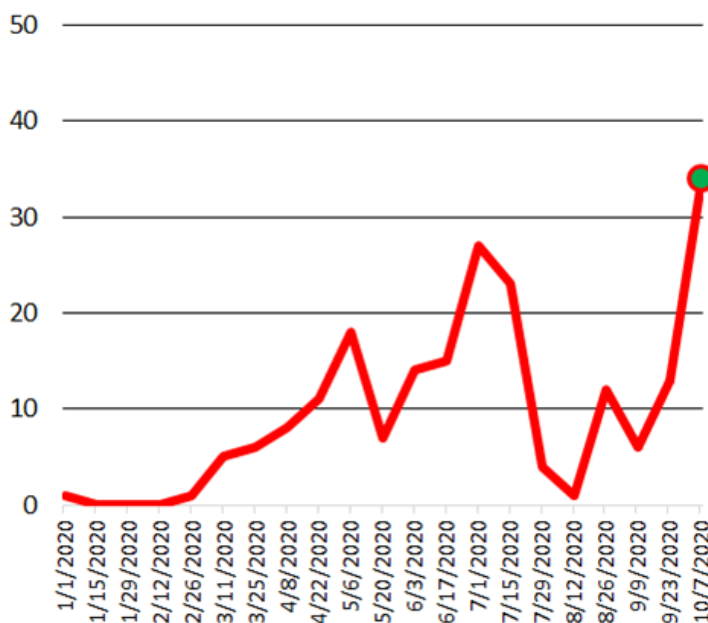
Finally, please serve each other with the kindness and patience that makes us feel better when it is served to us. We will get through this together.

*The **Geauga County Board of Health** regular monthly meeting occurs on the 4th Wednesday of each month at 5:00pm in Building #8 at 470 Center Street in Chardon, Ohio. There is an opportunity for public comment. Masks are required and non-household members must separate by 6 feet or more and space may be limited as a result.*

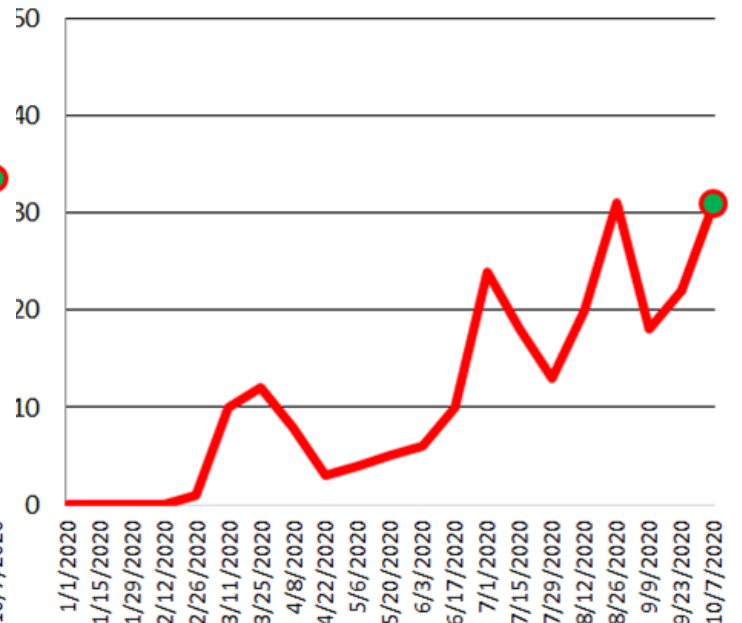
Geauga County COVID-19 Cases Trend 1/1/2020 through 10/15/2020



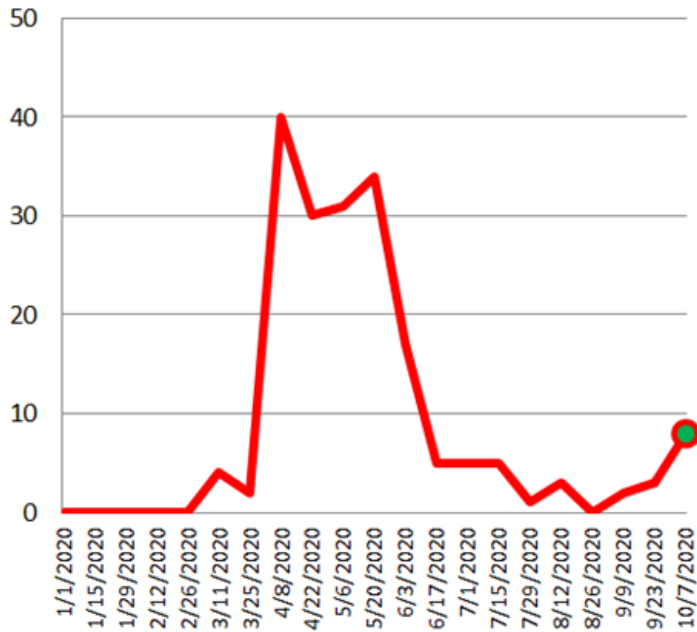
Chardon COVID-19 Cases



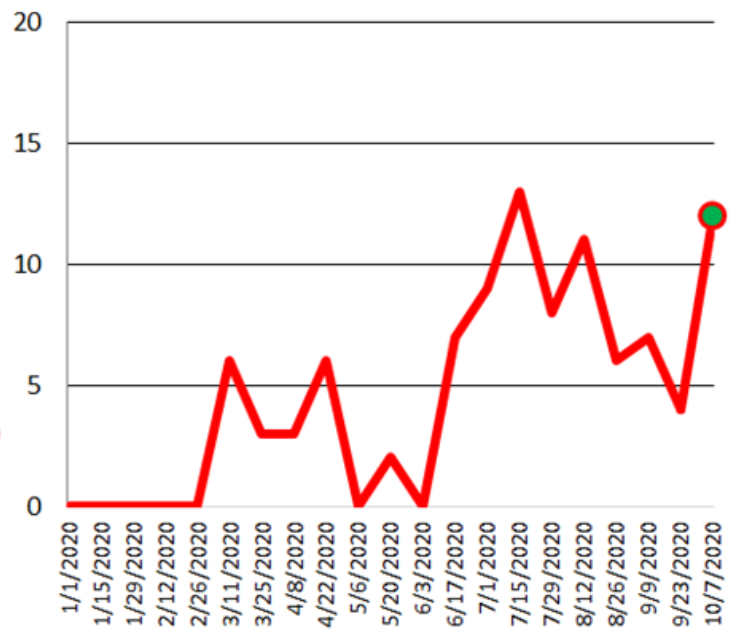
Chagrin Falls COVID-19 Cases



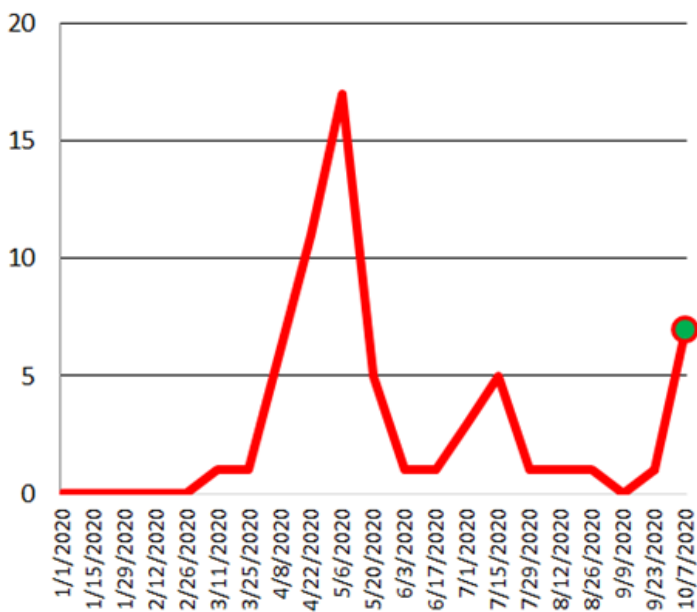
Middlefield COVID-19 Cases



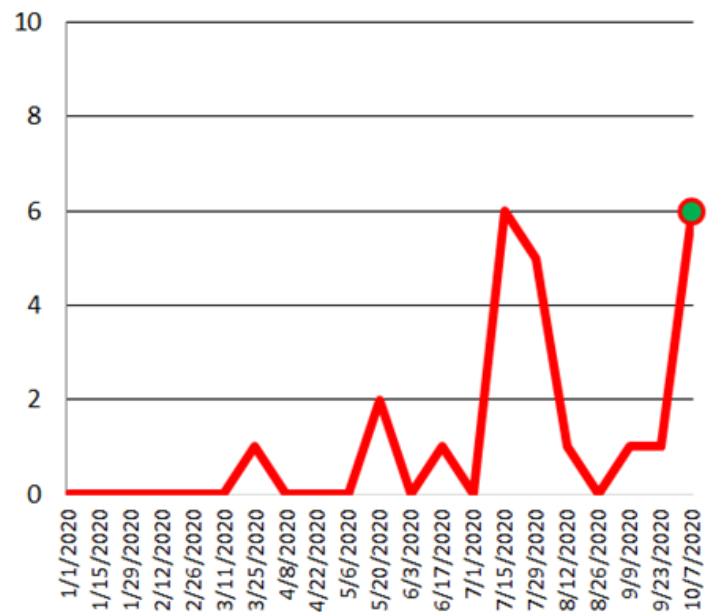
Chesterland COVID-19 Cases



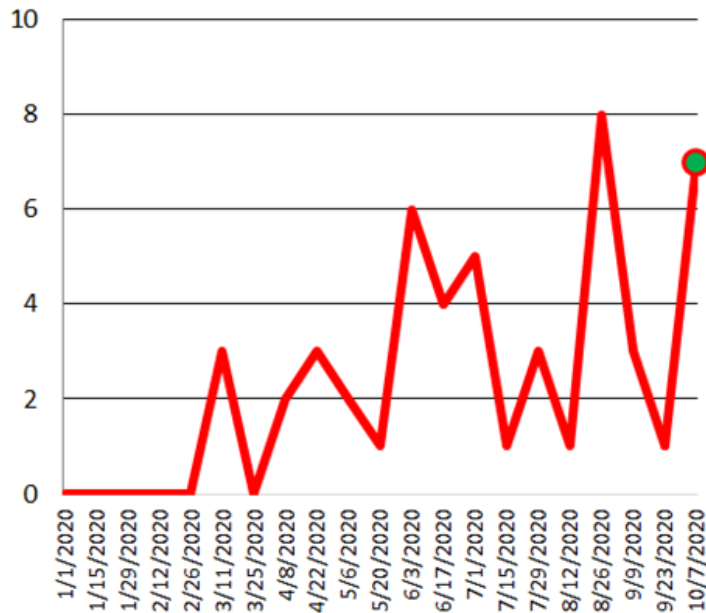
Burton COVID-19 Cases



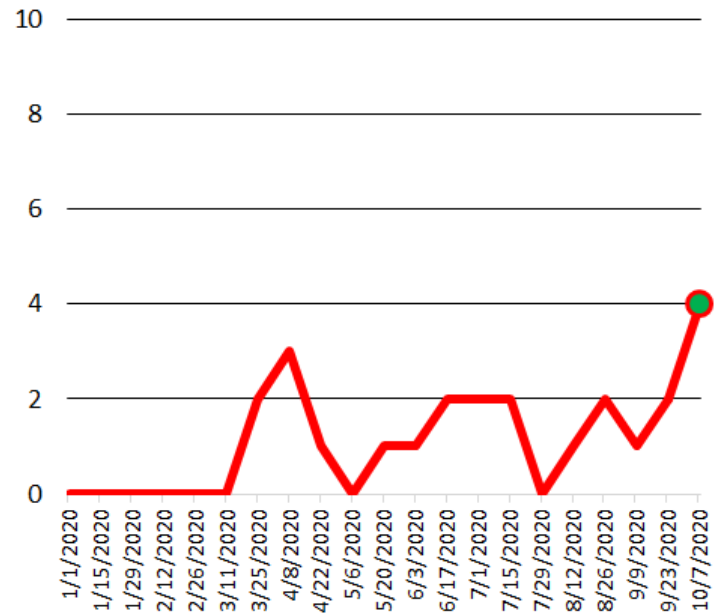
Montville COVID-19 Cases



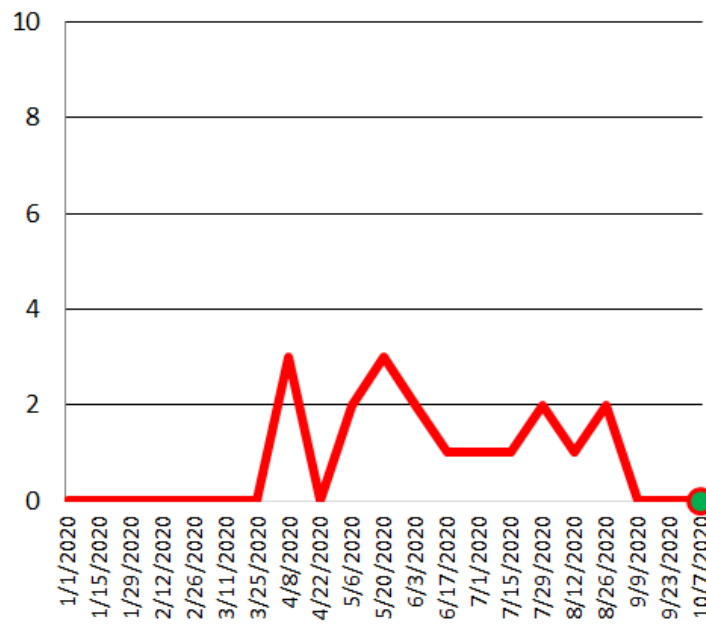
Novelty COVID-19 Cases



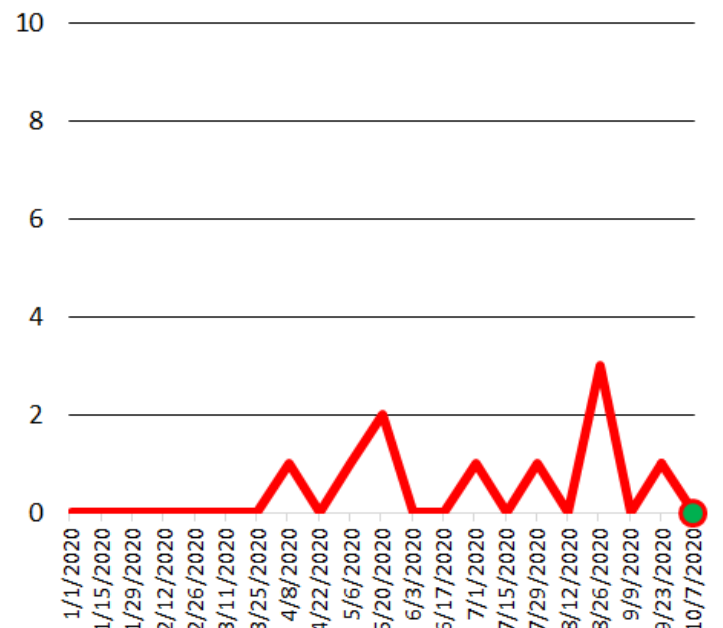
Newbury COVID-19 Cases



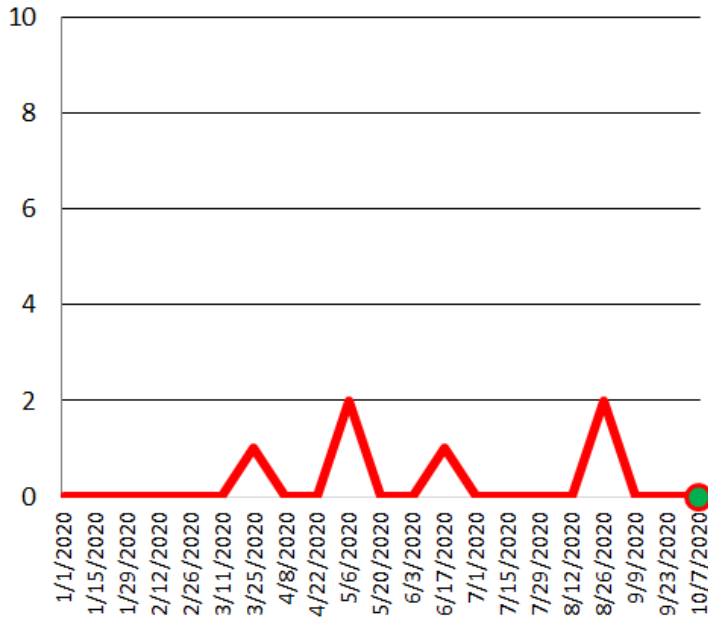
Huntsburg COVID-19 Cases



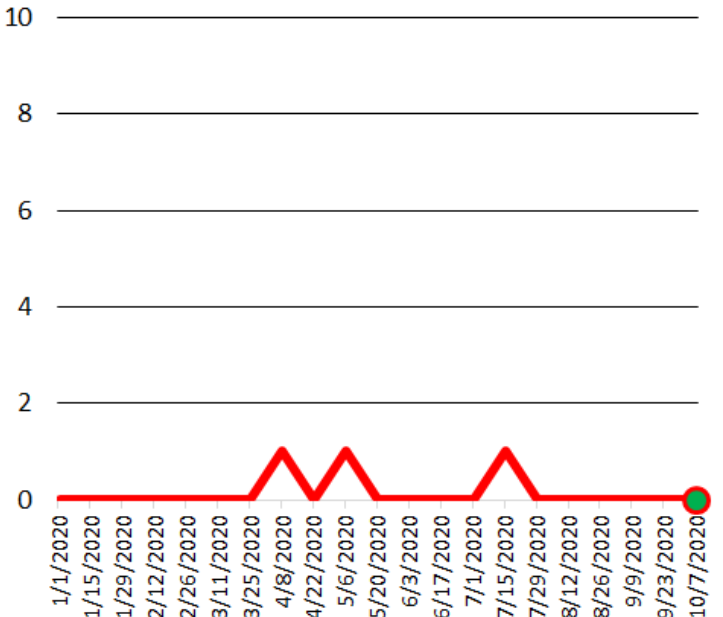
Garrettsville COVID-19 Cases



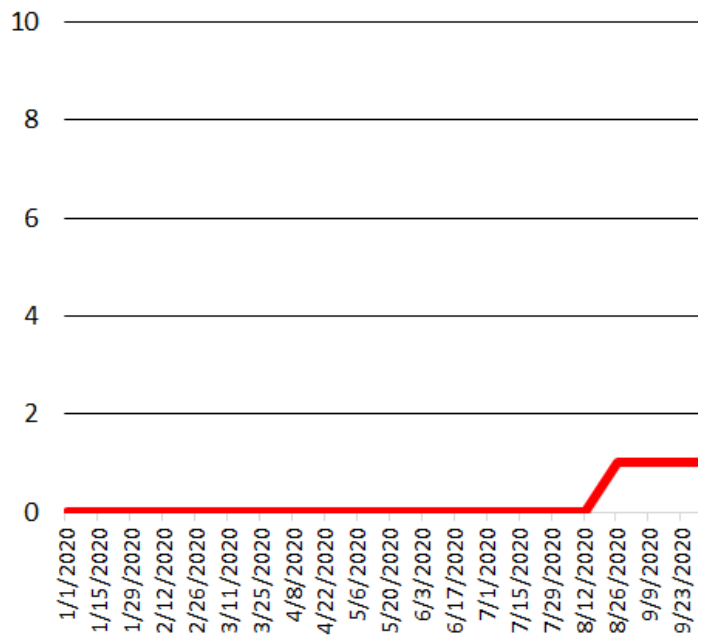
West Farmington COVID-19 Cases



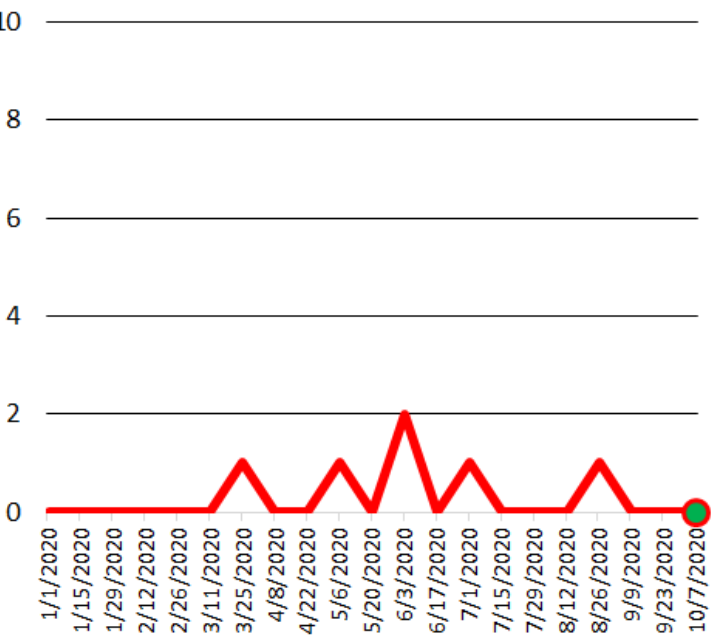
Parkman COVID-19 Cases



Russell COVID-19 Cases



Thompson COVID-19 Cases



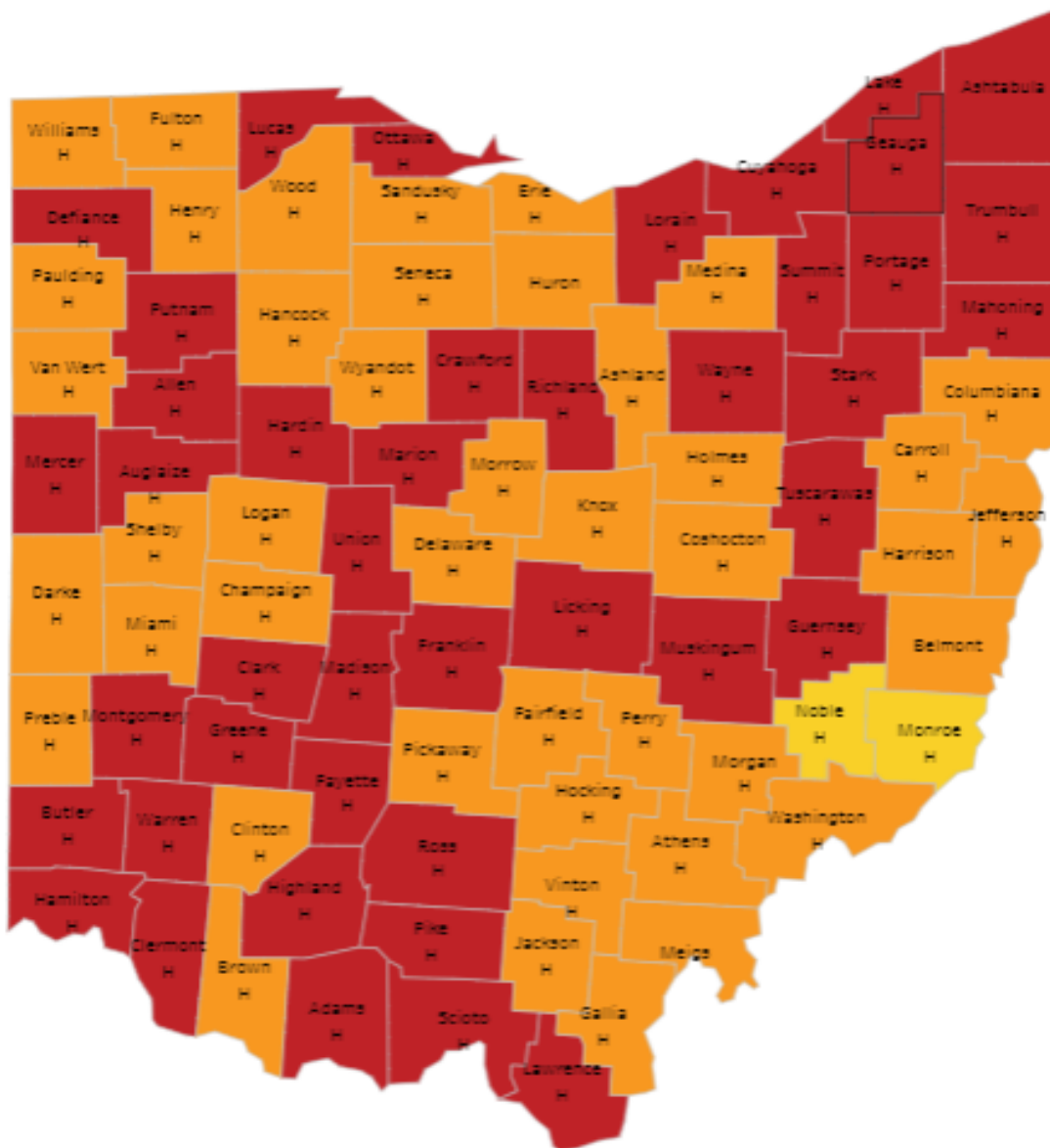
Summary of Alert Indicators

INDICATOR	WHAT IT TELLS US
1 New Cases Per Capita	Flagged if greater than 50 cases per 100,000 residents over the last two weeks. Allows for counties with different population sizes to be appropriately compared.
2 Sustained Increase in New Cases	Flagged if increasing trend of at least 5 days in overall cases by onset date. Reflects disease spread in the population.
3 Proportion of Cases Not Congregate Cases	Flagged if proportion of cases that are not in a congregate setting goes over 50% in at least one of the last 3 weeks. Used as indicator of greater risk of community spread.
4 Sustained Increase in Emergency Room Visits	Flagged if increasing trend of at least 5 days in the number of visits to the emergency department with COVID-like illness or a diagnosis. Provides information on the health care seeking behavior of the population and a sense of how concerned residents are about their current health status and the virus.
5 Sustained Increase in Outpatient Visits	Flagged if increasing trend of at least 5 days in the number of people going to a health care provider with COVID symptoms who then receive a COVID confirmed or suspected diagnosis. Provides information on the health care seeking behavior of the population and a sense of how concerned residents are about their current health status and the virus.
6 Sustained Increase in New COVID-19 Hospital Admissions	Flagged if increasing trend of at least 5 days in the number of new hospitalizations due to COVID. Important indicator of hospital burden and disease severity.
7 Intensive Care Unit (ICU) Bed Occupancy	Flagged if percentage of the occupied ICU beds in each region goes above 80% for at least three days in the last week. Provides an indication of the capacity available to manage a possible surge of severely ill patients.
ADDITIONAL MEASUREMENTS	
<i>Contact Tracing (still under development)*</i>	<i>Portion of cases that can be linked to known transmission chains. Indicates the extent of community transmission and containment.</i>
<i>Tests Per Capita (still under development)*</i>	<i>The number of COVID-19 tests performed per 100,000 people per day. Provides an indication as to whether there is enough testing to detect most of cases in the population.</i>
<i>Percent Positivity (still under development)*</i>	<i>The percentage of COVID-19 tests performed for residents of a county that are positive. Important indicator for determining whether the trajectory of cases is related to changes in testing patterns.</i>

***Data not yet available**

Geauga County remains in the Red Level (3). We have continued to trigger the first five of the seven indicators (Above boxed in Red). This assessment indicates the need to limit activities as much as possible. Remember, all social gatherings not exempted in the state order are still limited to 10 people. There are many examples of activities and events that have been out of compliance with existing state orders. Most of our current spread is from social gatherings.

October 29, 2020



COUNTY ALERT LEVELS			
LEVEL 1	LEVEL 2	LEVEL 3	LEVEL 4
Public Emergency Active exposure and spread. Follow all current health orders.	Public Emergency Increased exposure and spread. Exercise high degree of caution. Follow all current health orders.	Public Emergency Very high exposure and spread. Limit activities as much as possible. Follow all current health orders.	Public Emergency Severe exposure and spread. Only leave home for supplies and services. Follow all current health orders.
0–1 Indicators met; or low incidence threshold of under 10 cases per 100,000 over a two-week period.	2–3 Indicators met.	4–5 Indicators met; or if previously at Level 3 , a county stays at Level 3 until it drops below the high incidence threshold of over 100 cases per 100,000 over a two-week period.	6–7 Indicators met for two consecutive weeks. The county will remain at Level 3 and be on a watch list the first week.

As of 7/29/2020

Geauga County | Red High Incidence

County

Geauga

Published Date

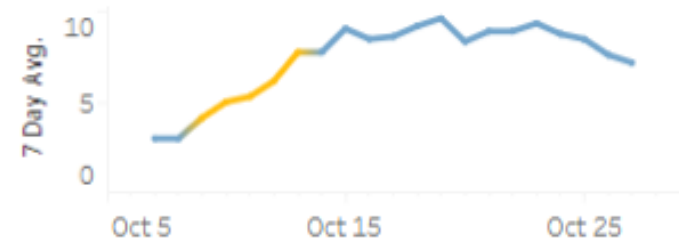
10-29-2020

Indicator 1 - New Cases per Capita | Met

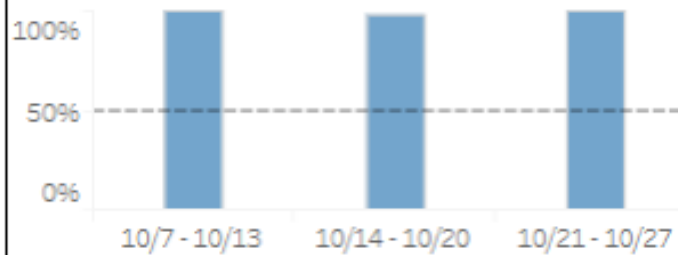


Cases over past two weeks	County Population	Cases per 100k
108	93,649	115.32

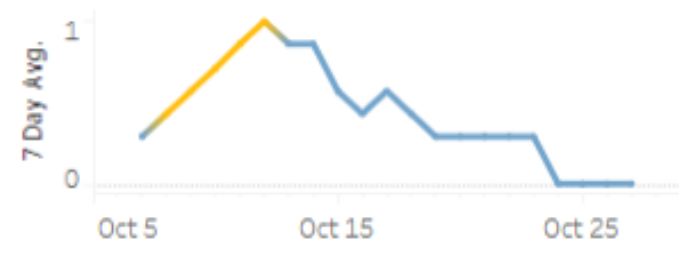
Indicator 2 - New Cases Increase | Met



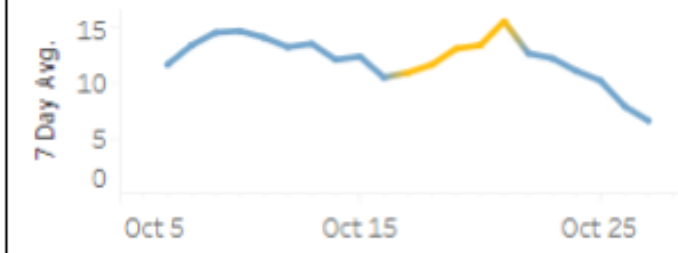
Indicator 3 - Non-Congregate Cases | Met



Indicator 4 - ED Visits | Met



Indicator 5 - Outpatient Visits | Met



Indicator 6 - Hospital Admissions | Not Met

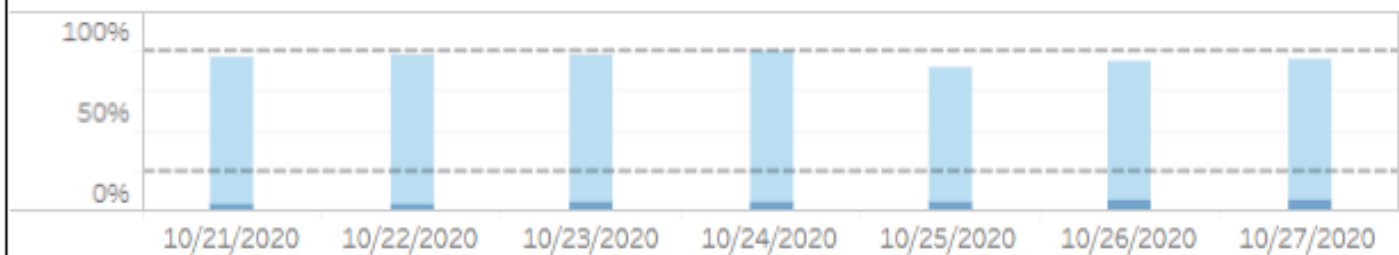


Indicator 7 - ICU Bed Occupancy | Not Met



All ICU Patients

COVID ICU Patients



Data within the final 14 days of indicators 1, 2, 3 and 6 is preliminary and subject to change as more information is reported to ODH



COVID-19 Case Trends

Ohio Case Trends

Geauga County Case Trends

