

April 2019

RUSSELL TOWNSHIP, GEauga COUNTY





5/1/2019 8:22:55 AM

Fund Status

UAN v2019.2

As Of 4/30/2019

Fund Number	Fund Name	% of Total Pooled	Fund Balance	Investments (Non-Pooled)	Checking & Pooled Investments (Pooled)
1000	General	20.238%	\$1,559,387.18	\$0.00	\$1,559,387.18
2011	Motor Vehicle License Tax	0.437%	\$33,710.50	\$0.00	\$33,710.50
2021	Gasoline Tax	4.819%	\$371,292.39	\$0.00	\$371,292.39
2031	Road and Bridge	18.103%	\$1,394,917.00	\$0.00	\$1,394,917.00
2041	Cemetery	0.189%	\$14,570.28	\$0.00	\$14,570.28
2081	Police District	18.865%	\$1,453,584.11	\$0.00	\$1,453,584.11
2111	Fire District	13.661%	\$1,052,639.98	\$0.00	\$1,052,639.98
2141	Road District	13.561%	\$1,044,918.73	\$0.00	\$1,044,918.73
2181	Zoning	0.413%	\$31,814.49	\$0.00	\$31,814.49
2231	Permissive Motor Vehicle License Tax	0.080%	\$6,144.38	\$0.00	\$6,144.38
2271	Enforcement and Education	0.092%	\$7,074.00	\$0.00	\$7,074.00
2281	Fire and Rescue, Ambulance and EMS Se	1.763%	\$135,813.24	\$0.00	\$135,813.24
2901	Ohio Peace Officer Training Grant Money	0.081%	\$6,240.00	\$0.00	\$6,240.00
2902	Fire FEMA Grant - EMS equipment	0.000%	\$0.00	\$0.00	\$0.00
3101	General (bond) (note) Retirement	7.188%	\$553,858.32	\$0.00	\$553,858.32
3901	Miscellaneous Debt Service	0.000%	\$0.00	\$0.00	\$0.00
3902	Miscellaneous Debt Service	0.000%	\$0.00	\$0.00	\$0.00
3903	Miscellaneous Debt Service-OPW LOAN	0.323%	\$24,923.54	\$0.00	\$24,923.54
4401	Public Works Commission Project	0.000%	\$0.00	\$0.00	\$0.00
4402	Public Works Commission Project	0.000%	\$0.00	\$0.00	\$0.00
4901	Capital Projects - County Line Road	0.000%	\$0.00	\$0.00	\$0.00
4902	Capital Projects - Police Station	0.000%	\$0.00	\$0.00	\$0.00
4903	Miscellaneous Capital Projects	0.187%	\$14,394.94	\$0.00	\$14,394.94
All Funds Total			\$7,705,283.08	\$0.00	\$7,705,283.08
Pooled Investments					\$4,934,087.41
Secondary Checking Accounts					\$0.00
Available Primary Checking Balance					\$2,771,195.67

PLEASE CIRCULATE
 TRUSTEE #1 
 TRUSTEE #2 
 TRUSTEE #3 
 FISCAL OFFICER 

Revenue Status

By Fund

As Of 4/30/2019

Fund: 1000 General

Account Code	Account Name	Final Budget	Revenue	Budget Balance	YTD % Received
1000-101-0000	General Property Tax - Real Estate	\$462,493.00	\$248,930.51	\$213,562.49	53.824%
1000-199-0000	Other - Local Taxes	\$150.00	\$31.85	\$118.15	21.233%
1000-302-0000	Fees	\$100.00	\$304.00	-\$204.00	304.000%
1000-302-0410	Fees{CEMETERY}	\$7,500.00	\$1,400.00	\$6,100.00	18.667%
1000-303-0000	Cable Franchise Fees	\$55,000.00	\$59,620.18	-\$4,620.18	108.400%
1000-401-0000	Fines	\$3,000.00	\$1,315.00	\$1,685.00	43.833%
1000-531-0000	Estate Tax	\$0.00	\$0.00	\$0.00	0.000%
1000-532-0000	Local Government Distribution	\$43,897.00	\$14,202.35	\$29,694.65	32.354%
1000-533-0000	Liquor Permit Fees	\$350.00	\$359.80	-\$9.80	102.800%
1000-534-0000	Cigarette License Fees	\$70.00	\$0.00	\$70.00	0.000%
1000-535-0000	Property Tax Allocation	\$61,875.00	\$34,572.04	\$27,302.96	55.874%
1000-539-0000	Other - State Receipts	\$0.00	\$0.00	\$0.00	0.000%
1000-701-0000	Interest	\$20,000.00	\$17,211.21	\$2,788.79	86.056%
1000-802-0000	Rentals and Leases	\$25,000.00	\$9,542.00	\$15,458.00	38.168%
1000-807-0000	Payments in Lieu of Taxes	\$2,466.50	\$2,466.50	\$0.00	100.000%
1000-892-0000	Other - Miscellaneous Non-Operating	\$25,000.00	\$4,262.81	\$20,737.19	17.051%
1000-892-0004	Other - Miscellaneous Non-Operating{Recycling}	\$8,000.00	\$1,245.28	\$6,754.72	15.566%
1000-892-0500	Other - Miscellaneous Non-Operating{HEALTH INSURANCE}	\$12,100.00	\$3,638.15	\$8,461.85	30.067%
1000-892-0700	Other - Miscellaneous Non-Operating{SUBDIVISION STEWARDSHIP}	\$0.00	\$0.00	\$0.00	0.000%
1000-892-1220	Other - Miscellaneous Non-Operating{AUXILIARY FORCE}	\$0.00	\$0.00	\$0.00	0.000%
1000-999-0000	Other - Other Financing Sources	\$0.00	\$0.00	\$0.00	0.000%
1000-999-0300	Other - Other Financing Sources{GRANTS}	\$0.00	\$0.00	\$0.00	0.000%
Fund 1000 Sub-Total:		\$727,001.50	\$399,101.68	\$327,899.82	54.897%

Revenue Status

By Fund
As Of 4/30/2019

Fund: 2011 Motor Vehicle License Tax

Account Code	Account Name	Final Budget	Revenue	Budget Balance	YTD % Received
2011-536-0000	Motor Vehicle License Tax - State Levied	\$22,000.00	\$6,885.87	\$15,114.13	31.299%
2011-701-0000	Interest	\$50.00	\$75.59	-\$25.59	151.180%
Fund 2011 Sub-Total:		\$22,050.00	\$6,961.46	\$15,088.54	31.571%

Fund: 2021 Gasoline Tax

Account Code	Account Name	Final Budget	Revenue	Budget Balance	YTD % Received
2021-537-0000	Gasoline Tax	\$95,000.00	\$31,206.42	\$63,793.58	32.849%
2021-701-0000	Interest	\$750.00	\$875.57	-\$125.57	116.743%
Fund 2021 Sub-Total:		\$95,750.00	\$32,081.99	\$63,668.01	33.506%

Fund: 2031 Road and Bridge

Account Code	Account Name	Final Budget	Revenue	Budget Balance	YTD % Received
2031-101-0000	General Property Tax - Real Estate	\$508,064.00	\$465,973.18	\$42,090.82	91.715%
2031-535-0000	Property Tax Allocation	\$36,587.00	\$22,868.00	\$13,719.00	62.503%
2031-539-0000	Other - State Receipts	\$0.00	\$0.00	\$0.00	0.000%
2031-807-0000	Payments in Lieu of Taxes	\$3,196.12	\$3,196.12	\$0.00	100.000%
2031-892-0000	Other - Miscellaneous Non-Operating	\$35,000.00	\$29,526.85	\$5,473.15	84.362%
2031-892-0500	Other - Miscellaneous Non-Operating{HEALTH INSURANCE}	\$24,200.00	\$10,448.67	\$13,751.33	43.176%
2031-999-0000	Other - Other Financing Sources	\$0.00	\$0.00	\$0.00	0.000%
Fund 2031 Sub-Total:		\$607,047.12	\$532,012.82	\$75,034.30	87.639%

Revenue Status

By Fund
As Of 4/30/2019

Fund: 2041 Cemetery

Account Code	Account Name	Final Budget	Revenue	Budget Balance	YTD % Received
2041-302-0000	Fees	\$2,500.00	\$0.00	\$2,500.00	0.000%
2041-804-0000	Sale of Cemetery Lots	\$9,000.00	\$1,050.00	\$7,950.00	11.667%
2041-892-0000	Other - Miscellaneous Non-Operating	\$0.00	\$0.00	\$0.00	0.000%
Fund 2041 Sub-Total:		\$11,500.00	\$1,050.00	\$10,450.00	9.130%

Fund: 2081 Police District

Account Code	Account Name	Final Budget	Revenue	Budget Balance	YTD % Received
2081-101-0000	General Property Tax - Real Estate	\$1,624,342.00	\$875,007.82	\$749,334.18	53.868%
2081-302-0000	Fees	\$0.00	\$0.00	\$0.00	0.000%
2081-535-0000	Property Tax Allocation	\$137,251.00	\$77,582.64	\$59,668.36	56.526%
2081-539-0000	Other - State Receipts	\$0.00	\$0.00	\$0.00	0.000%
2081-539-0318	Other - State Receipts{STATE REIMBURSED TRAINING}	\$0.00	\$0.00	\$0.00	0.000%
2081-807-0000	Payments in Lieu of Taxes	\$6,200.47	\$6,200.47	\$0.00	100.000%
2081-892-0000	Other - Miscellaneous Non-Operating	\$4,000.00	\$457.91	\$3,542.09	11.448%
2081-892-0500	Other - Miscellaneous Non-Operating{HEALTH INSURANCE}	\$24,829.20	\$9,122.94	\$15,706.26	36.743%
2081-999-0000	Other - Other Financing Sources	\$0.00	\$0.00	\$0.00	0.000%
2081-999-0300	Other - Other Financing Sources{GRANTS}	\$0.00	\$0.00	\$0.00	0.000%
Fund 2081 Sub-Total:		\$1,796,622.67	\$968,371.78	\$828,250.89	53.900%

Revenue Status

By Fund
As Of 4/30/2019

Fund: 2111 Fire District

Account Code	Account Name	Final Budget	Revenue	Budget Balance	YTD % Received
2111-101-0000	General Property Tax - Real Estate	\$1,149,977.00	\$622,471.64	\$527,505.36	54.129%
2111-519-0300	Other - Federal Receipts{GRANTS}	\$0.00	\$0.00	\$0.00	0.000%
2111-535-0000	Property Tax Allocation	\$103,921.00	\$55,579.98	\$48,341.02	53.483%
2111-539-0000	Other - State Receipts	\$0.00	\$0.00	\$0.00	0.000%
2111-807-0000	Payments in Lieu of Taxes	\$4,553.92	\$4,553.92	\$0.00	100.000%
2111-892-0000	Other - Miscellaneous Non-Operating	\$0.00	\$658.68	-\$658.68	0.000%
2111-892-0035	Other - Miscellaneous Non-Operating{CPR}	\$0.00	\$465.00	-\$465.00	0.000%
2111-892-0500	Other - Miscellaneous Non-Operating{HEALTH INSURANCE}	\$0.00	\$0.00	\$0.00	0.000%
2111-999-0000	Other - Other Financing Sources	\$0.00	\$0.00	\$0.00	0.000%
2111-999-0300	Other - Other Financing Sources{GRANTS}	\$0.00	\$0.00	\$0.00	0.000%
Fund 2111 Sub-Total:		\$1,258,451.92	\$683,729.22	\$574,722.70	54.331%

Fund: 2141 Road District

Account Code	Account Name	Final Budget	Revenue	Budget Balance	YTD % Received
2141-101-0000	General Property Tax - Real Estate	\$1,033,095.92	\$369,320.33	\$663,775.59	35.749%
2141-535-0000	Property Tax Allocation	\$104,939.00	\$53,705.87	\$51,233.13	51.178%
2141-539-0000	Other - State Receipts	\$0.00	\$0.00	\$0.00	0.000%
2141-807-0000	Payments in Lieu of Taxes	\$4,192.43	\$4,192.43	\$0.00	100.000%
2141-892-0000	Other - Miscellaneous Non-Operating	\$0.00	\$0.00	\$0.00	0.000%
2141-931-0000	Transfers - In	\$0.00	\$0.00	\$0.00	0.000%
2141-951-0000	Sale of Fixed Assets	\$0.00	\$0.00	\$0.00	0.000%
2141-999-0000	Other - Other Financing Sources	\$0.00	\$0.00	\$0.00	0.000%
Fund 2141 Sub-Total:		\$1,142,227.35	\$427,218.63	\$715,008.72	37.402%

Revenue Status

By Fund
As Of 4/30/2019

Fund: 2181 Zoning

Account Code	Account Name	Final Budget	Revenue	Budget Balance	YTD % Received
2181-302-0000	Fees	\$7,000.00	\$2,629.00	\$4,371.00	37.557%
2181-891-0000	Other - Miscellaneous Operating	\$0.00	\$0.00	\$0.00	0.000%
2181-892-0000	Other - Miscellaneous Non-Operating	\$0.00	\$0.00	\$0.00	0.000%
Fund 2181 Sub-Total:		\$7,000.00	\$2,629.00	\$4,371.00	37.557%

Fund: 2231 Permissive Motor Vehicle License Tax

Account Code	Account Name	Final Budget	Revenue	Budget Balance	YTD % Received
2231-104-0000	Permissive MVL Tax - Township Levied	\$22,134.00	\$5,192.15	\$16,941.85	23.458%
Fund 2231 Sub-Total:		\$22,134.00	\$5,192.15	\$16,941.85	23.458%

Fund: 2271 Enforcement and Education

Account Code	Account Name	Final Budget	Revenue	Budget Balance	YTD % Received
2271-401-0000	Fines	\$0.00	\$5,639.00	-\$5,639.00	0.000%
Fund 2271 Sub-Total:		\$0.00	\$5,639.00	-\$5,639.00	0.000%

Fund: 2281 Fire and Rescue, Ambulance and EMS Serv.

Account Code	Account Name	Final Budget	Revenue	Budget Balance	YTD % Received
2281-302-0000	Fees	\$92,000.00	\$27,041.73	\$64,958.27	29.393%
Fund 2281 Sub-Total:		\$92,000.00	\$27,041.73	\$64,958.27	29.393%

Fund: 2901 Ohio Peace Officer Training Grant Money

Account Code	Account Name	Final Budget	Revenue	Budget Balance	YTD % Received
2901-539-0000	Other - State Receipts	\$0.00	\$0.00	\$0.00	0.0000%
Fund 2901 Sub-Total:		\$0.00	\$0.00	\$0.00	0.0000%

Fund: 2902 Fire FEMA Grant - EMS equipment

Account Code	Account Name	Final Budget	Revenue	Budget Balance	YTD % Received
2902-511-0000	Federal Funds	\$0.00	\$0.00	\$0.00	0.0000%
Fund 2902 Sub-Total:		\$0.00	\$0.00	\$0.00	0.0000%

Fund: 3101 General (bond) (note) Retirement

Account Code	Account Name	Final Budget	Revenue	Budget Balance	YTD % Received
3101-101-0000	General Property Tax - Real Estate	\$184,997.00	\$99,570.52	\$85,426.48	53.8233%
3101-535-0000	Property Tax Allocation	\$24,750.00	\$13,828.66	\$10,921.34	55.8733%
3101-539-0000	Other - State Receipts	\$0.00	\$0.00	\$0.00	0.0000%
3101-807-0000	Payments in Lieu of Taxes	\$1,432.75	\$1,432.75	\$0.00	100.0000%
3101-892-0000	Other - Miscellaneous Non-Operating	\$0.00	\$0.00	\$0.00	0.0000%
3101-911-0000	Sale of Bonds	\$0.00	\$0.00	\$0.00	0.0000%
3101-999-0000	Other - Other Financing Sources	\$0.00	\$0.00	\$0.00	0.0000%
Fund 3101 Sub-Total:		\$211,179.75	\$114,831.93	\$96,347.82	54.3766%

Revenue Status

By Fund
As Of 4/30/2019

Fund: 3901 Miscellaneous Debt Service

Account Code	Account Name	Final Budget	Revenue	Budget Balance	YTD % Received
3901-101-0000	General Property Tax - Real Estate	\$0.00	\$0.00	\$0.00	0.0000%
Fund 3901 Sub-Total:		\$0.00	\$0.00	\$0.00	0.0000%

Fund: 3902 Miscellaneous Debt Service

Account Code	Account Name	Final Budget	Revenue	Budget Balance	YTD % Received
3902-101-0000	General Property Tax - Real Estate	\$0.00	\$0.00	\$0.00	0.0000%
3902-931-0000	Transfers - In	\$0.00	\$0.00	\$0.00	0.0000%
3902-999-0000	Other - Other Financing Sources	\$0.00	\$0.00	\$0.00	0.0000%
Fund 3902 Sub-Total:		\$0.00	\$0.00	\$0.00	0.0000%

Fund: 3903 Miscellaneous Debt Service-OPW LOAN

Account Code	Account Name	Final Budget	Revenue	Budget Balance	YTD % Received
3903-101-0000	General Property Tax - Real Estate	\$49,847.08	\$24,923.54	\$24,923.54	50.0000%
Fund 3903 Sub-Total:		\$49,847.08	\$24,923.54	\$24,923.54	50.0000%

Fund: 4401 Public Works Commission Project

Account Code	Account Name	Final Budget	Revenue	Budget Balance	YTD % Received
4401-538-0000	Local Public Works Commission	\$350,000.00	\$0.00	\$350,000.00	0.0000%
Fund 4401 Sub-Total:		\$350,000.00	\$0.00	\$350,000.00	0.0000%

Revenue Status

By Fund
As Of 4/30/2019

Fund: 4901 Capital Projects - County Line Road

Account Code	Account Name	Final Budget	Revenue	Budget Balance	YTD % Received
4901-591-2019	Intergovernmental Receipts (Non-State and Non{COUNTY LINE R}	\$0.00	\$0.00	\$0.00	0.000%
Fund 4901 Sub-Total:		\$0.00	\$0.00	\$0.00	0.000%

Fund: 4903 Miscellaneous Capital Projects

Account Code	Account Name	Final Budget	Revenue	Budget Balance	YTD % Received
4903-805-0300	Other Local Grants (not from another government){GRANTS}	\$20,060.00	\$0.00	\$20,060.00	0.000%
Fund 4903 Sub-Total:		\$20,060.00	\$0.00	\$20,060.00	0.000%
Report Total:		\$6,412,871.39	\$3,230,784.93	\$3,182,086.46	50.380%

Revenue Receipt Register

April 2019

Account Code: 1000-101-0000

Receipt #	Post Date	Transaction Date	Type	Source	Amount	Status
104-2019	04/05/2019	04/29/2019	MEMO	GEAUGA COUNTY AUDITOR	\$10,430.51	O
					Account Total:	\$10,430.51

Account Code: 1000-302-0410

Receipt #	Post Date	Transaction Date	Type	Source	Amount	Status
91-2019	04/12/2019	04/12/2019	STD	RICHARD HETRICK	\$200.00	O
92-2019	04/12/2019	04/12/2019	STD	RONALD & JEAN HORNING	\$300.00	O
					Account Total:	\$500.00

Account Code: 1000-401-0000

Receipt #	Post Date	Transaction Date	Type	Source	Amount	Status
98-2019	04/12/2019	04/12/2019	STD	CHARDON MUNICIPAL COURT	\$20.00	O
100-2019	04/11/2019	04/15/2019	STD	GEAUGA COUNTY AUDITOR	\$490.00	O
					Account Total:	\$510.00

Account Code: 1000-535-0000

Receipt #	Post Date	Transaction Date	Type	Source	Amount	Status
105-2019	04/05/2019	04/29/2019	STD	STATE OF OHIO TAXATION	\$34,572.04	O
					Account Total:	\$34,572.04

Account Code: 1000-802-0000

Receipt #	Post Date	Transaction Date	Type	Source	Amount	Status
93-2019	04/12/2019	04/12/2019	STD	THE NORAMAR COMPANY	\$896.00	O
94-2019	04/12/2019	04/12/2019	STD	CRAUN AND ASSOCIATES	\$1,507.00	O
					Account Total:	\$2,403.00

Account Code: 1000-807-0000

Receipt #	Post Date	Transaction Date	Type	Source	Amount	Status
95-2019	04/12/2019	04/12/2019	STD	LAUREL SCHOOL	\$2,466.50	O
					Account Total:	\$2,466.50

Account Code: 1000-892-0004

Receipt #	Post Date	Transaction Date	Type	Source	Amount	Status
88-2019	04/12/2019	04/12/2019	STD	RIVER VALLEY PAPER COMPANY	\$358.35	O
					Account Total:	\$358.35

Account Code: 2011-536-0000

Receipt #	Post Date	Transaction Date	Type	Source	Amount	Status
101-2019	04/25/2019	04/29/2019	STD	GEAUGA COUNTY AUDITOR	\$1,982.61	O
					Account Total:	\$1,982.61

Account Code: 2021-537-0000

Receipt #	Post Date	Transaction Date	Type	Source	Amount	Status
102-2019	04/25/2019	04/29/2019	STD	GEAUGA COUNTY AUDITOR	\$7,320.02	O
					Account Total:	\$7,320.02

Revenue Receipt Register

April 2019

Account Code: 2031-101-0000

Receipt #	Post Date	Transaction Date	Type	Source	Amount	Status
104-2019	04/05/2019	04/29/2019	MEMO	GEAUGA COUNTY AUDITOR	\$5,360.55	O
104-2019	04/05/2019	04/29/2019	MEMO	GEAUGA COUNTY AUDITOR	\$6,844.05	O
104-2019	04/05/2019	04/29/2019	MEMO	GEAUGA COUNTY AUDITOR	\$4,968.58	O
Account Total:					<u>\$17,173.18</u>	

Account Code: 2031-535-0000

Receipt #	Post Date	Transaction Date	Type	Source	Amount	Status
105-2019	04/05/2019	04/29/2019	STD	STATE OF OHIO TAXATION	\$2,455.86	O
105-2019	04/05/2019	04/29/2019	STD	STATE OF OHIO TAXATION	\$3,125.62	O
105-2019	04/05/2019	04/29/2019	STD	STATE OF OHIO TAXATION	\$17,286.52	O
Account Total:					<u>\$22,868.00</u>	

Account Code: 2031-807-0000

Receipt #	Post Date	Transaction Date	Type	Source	Amount	Status
95-2019	04/12/2019	04/12/2019	STD	LAUREL SCHOOL	\$3,196.12	O
Account Total:					<u>\$3,196.12</u>	

Account Code: 2031-892-0500

Receipt #	Post Date	Transaction Date	Type	Source	Amount	Status
97-2019	04/12/2019	04/12/2019	STD	WAGEWORKS	\$4,212.78	O
Account Total:					<u>\$4,212.78</u>	

Account Code: 2041-804-0000

Receipt #	Post Date	Transaction Date	Type	Source	Amount	Status
91-2019	04/12/2019	04/12/2019	STD	RICHARD HETRICK	\$1,050.00	O
Account Total:					<u>\$1,050.00</u>	

Account Code: 2081-101-0000

Receipt #	Post Date	Transaction Date	Type	Source	Amount	Status
104-2019	04/05/2019	04/29/2019	MEMO	GEAUGA COUNTY AUDITOR	\$7,307.48	O
104-2019	04/05/2019	04/29/2019	MEMO	GEAUGA COUNTY AUDITOR	\$4,905.30	O
104-2019	04/05/2019	04/29/2019	MEMO	GEAUGA COUNTY AUDITOR	\$1,286.73	O
104-2019	04/05/2019	04/29/2019	MEMO	GEAUGA COUNTY AUDITOR	\$1,121.26	O
104-2019	04/05/2019	04/29/2019	MEMO	GEAUGA COUNTY AUDITOR	\$5,169.00	O
104-2019	04/05/2019	04/29/2019	MEMO	GEAUGA COUNTY AUDITOR	\$3,229.00	O
104-2019	04/05/2019	04/29/2019	MEMO	GEAUGA COUNTY AUDITOR	\$5,603.34	O
104-2019	04/05/2019	04/29/2019	MEMO	GEAUGA COUNTY AUDITOR	\$4,425.55	O
104-2019	04/05/2019	04/29/2019	MEMO	GEAUGA COUNTY AUDITOR	\$860.16	O
Account Total:					<u>\$33,907.82</u>	

Account Code: 2081-535-0000

Receipt #	Post Date	Transaction Date	Type	Source	Amount	Status
105-2019	04/05/2019	04/29/2019	STD	STATE OF OHIO TAXATION	\$3,348.91	O
105-2019	04/05/2019	04/29/2019	STD	STATE OF OHIO TAXATION	\$2,232.57	O
105-2019	04/05/2019	04/29/2019	STD	STATE OF OHIO TAXATION	\$3,590.84	O
105-2019	04/05/2019	04/29/2019	STD	STATE OF OHIO TAXATION	\$3,556.35	O
105-2019	04/05/2019	04/29/2019	STD	STATE OF OHIO TAXATION	\$16,884.67	O
105-2019	04/05/2019	04/29/2019	STD	STATE OF OHIO TAXATION	\$10,893.40	O
105-2019	04/05/2019	04/29/2019	STD	STATE OF OHIO TAXATION	\$19,455.53	O

Revenue Receipt Register

April 2019

Account Code: 2081-535-0000

Receipt #	Post Date	Transaction Date	Type	Source	Amount	Status
105-2019	04/05/2019	04/29/2019	STD	STATE OF OHIO TAXATION	\$15,226.19	O
105-2019	04/05/2019	04/29/2019	STD	STATE OF OHIO TAXATION	\$2,394.18	O
Account Total:					\$77,582.64	

Account Code: 2081-807-0000

Receipt #	Post Date	Transaction Date	Type	Source	Amount	Status
95-2019	04/12/2019	04/12/2019	STD	LAUREL SCHOOL	\$6,200.47	O
Account Total:					\$6,200.47	

Account Code: 2081-892-0000

Receipt #	Post Date	Transaction Date	Type	Source	Amount	Status
89-2019	04/12/2019	04/12/2019	STD	LEXIS NEXIS	\$20.00	O
90-2019	04/12/2019	04/12/2019	STD	METROPOLITAN REPORTING BUREAU	\$5.00	O
Account Total:					\$25.00	

Account Code: 2111-101-0000

Receipt #	Post Date	Transaction Date	Type	Source	Amount	Status
104-2019	04/05/2019	04/29/2019	MEMO	GEAUGA COUNTY AUDITOR	\$8,554.78	O
104-2019	04/05/2019	04/29/2019	MEMO	GEAUGA COUNTY AUDITOR	\$15,416.86	O
Account Total:					\$23,971.64	

Account Code: 2111-535-0000

Receipt #	Post Date	Transaction Date	Type	Source	Amount	Status
105-2019	04/05/2019	04/29/2019	STD	STATE OF OHIO TAXATION	\$3,907.03	O
105-2019	04/05/2019	04/29/2019	STD	STATE OF OHIO TAXATION	\$51,672.95	O
Account Total:					\$55,579.98	

Account Code: 2111-807-0000

Receipt #	Post Date	Transaction Date	Type	Source	Amount	Status
95-2019	04/12/2019	04/12/2019	STD	LAUREL SCHOOL	\$4,553.92	O
Account Total:					\$4,553.92	

Account Code: 2111-892-0000

Receipt #	Post Date	Transaction Date	Type	Source	Amount	Status
87-2019	04/12/2019	04/12/2019	STD	HONEST SCALES RECYCLING	\$80.60	O
96-2019	04/12/2019	04/12/2019	STD	JOHN MOLNAR	\$362.33	O
Account Total:					\$442.93	

Account Code: 2141-101-0000

Receipt #	Post Date	Transaction Date	Type	Source	Amount	Status
104-2019	04/05/2019	04/29/2019	MEMO	GEAUGA COUNTY AUDITOR	\$2,450.42	O
104-2019	04/05/2019	04/29/2019	MEMO	GEAUGA COUNTY AUDITOR	\$13,369.91	O
Account Total:					\$15,820.33	

Account Code: 2141-535-0000

Receipt #	Post Date	Transaction Date	Type	Source	Amount	Status
105-2019	04/05/2019	04/29/2019	STD	STATE OF OHIO TAXATION	\$7,181.71	O
105-2019	04/05/2019	04/29/2019	STD	STATE OF OHIO TAXATION	\$46,524.16	O

Revenue Receipt Register

April 2019

Account Total: \$53,705.87

Account Code: 2141-807-0000

Receipt #	Post Date	Transaction Date	Type	Source	Amount	Status
95-2019	04/12/2019	04/12/2019	STD	LAUREL SCHOOL	\$4,192.43	O
					Account Total:	<u>\$4,192.43</u>

Account Code: 2181-302-0000

Receipt #	Post Date	Transaction Date	Type	Source	Amount	Status
99-2019	04/12/2019	04/12/2019	STD	ZONING INSPECTOR	\$1,400.00	O
					Account Total:	<u>\$1,400.00</u>

Account Code: 2231-104-0000

Receipt #	Post Date	Transaction Date	Type	Source	Amount	Status
103-2019	04/25/2019	04/29/2019	STD	GEAUGA COUNTY AUDITOR	\$1,707.46	O
					Account Total:	<u>\$1,707.46</u>

Account Code: 3101-101-0000

Receipt #	Post Date	Transaction Date	Type	Source	Amount	Status
104-2019	04/05/2019	04/29/2019	MEMO	GEAUGA COUNTY AUDITOR	\$3,970.52	O
					Account Total:	<u>\$3,970.52</u>

Account Code: 3101-535-0000

Receipt #	Post Date	Transaction Date	Type	Source	Amount	Status
105-2019	04/05/2019	04/29/2019	STD	STATE OF OHIO TAXATION	\$13,828.66	O
					Account Total:	<u>\$13,828.66</u>

Account Code: 3101-807-0000

Receipt #	Post Date	Transaction Date	Type	Source	Amount	Status
95-2019	04/12/2019	04/12/2019	STD	LAUREL SCHOOL	\$1,432.75	O
					Account Total:	<u>\$1,432.75</u>

Account Code: 3903-101-0000

Receipt #	Post Date	Transaction Date	Type	Source	Amount	Status
104-2019	04/05/2019	04/29/2019	MEMO	GEAUGA COUNTY AUDITOR	\$24,923.54	O
					Account Total:	<u>\$24,923.54</u>
					Report Total:	<u>\$432,289.07</u>

Type: STD - Standard Receipt, INT - Interest Receipt, MEMO - Memo Receipt, GAIN - Capital Gain, POS ADJ - Positive Adjustment, NEG ADJ - Negative Adjustment, POS REAL - Positive Reallocation, NEG REAL - Negative Reallocation
 Status: O - Outstanding, C - Cleared, V - Voided, B - Batch

Payment Listing

April 2019

Payment Advice #	Post Date	Transaction Date	Type	Vendor / Payee	Amount	Status
18-2019	04/05/2019	04/09/2019	CH	PAYCOR, INC.	\$262.10	O
19-2019	04/05/2019	04/09/2019	CH	JP MORGAN CHASE BANK	\$89,632.79	O
20-2019	04/11/2019	04/11/2019	CH	MEDICAL MUTUAL	\$16,163.53	O
21-2019	04/22/2019	04/24/2019	CH	PAYCOR, INC.	\$221.25	O
22-2019	04/22/2019	04/24/2019	CH	JP MORGAN CHASE BANK	\$84,271.87	O
20410	04/03/2019	04/03/2019	AW	PRESTON FORD, INC.	\$381.65	O
20411	04/03/2019	04/03/2019	AW	CHAGRIN VALLEY AUTO PARTS	\$448.15	O
20412	04/03/2019	04/03/2019	AW	COUNTRYSIDE TRUCK SERVICE	\$979.20	O
20413	04/03/2019	04/03/2019	AW	THE ILLUMINATING CO.	\$15.24	O
20414	04/03/2019	04/03/2019	AW	ILLUMINATING COMPANY	\$2,746.65	O
20415	04/03/2019	04/03/2019	AW	SPECTRUM	\$510.35	O
20416	04/03/2019	04/03/2019	AW	SMYLIE ONE HEATING & COOLING INC	\$90.00	O
20417	04/03/2019	04/03/2019	AW	VILLERS ADVANCED ELECTRIC	\$4,735.00	O
20418	04/03/2019	04/03/2019	AW	BURNHAM & FLOWER GROUP	\$1,986.00	O
20419	04/03/2019	04/03/2019	AW	BAILEY COMMUNICATIONS, INC.	\$1,674.99	O
20420	04/03/2019	04/03/2019	AW	VANCUREN SERVICES, INC.	\$33,200.00	O
20421	04/03/2019	04/03/2019	AW	SCOTT-MERRIMAN, INC	\$405.00	O
20422	04/03/2019	04/03/2019	AW	GEAUGA COUNTY SHERIFF'S DEPARTMEN	\$127.11	O
20423	04/03/2019	04/03/2019	AW	PORTMAN ELECTRIC, INC.	\$2,483.58	O
20424	04/03/2019	04/03/2019	AW	NEWS-HERALD	\$316.00	O
20425	04/03/2019	04/03/2019	AW	ONTARIO STONE CORP	\$1,014.24	O
20426	04/03/2019	04/03/2019	AW	DENTAL CARE PLUS, INC.	\$1,391.34	O
20427	04/03/2019	04/03/2019	AW	PLIC - SBD GRAND ISLAND	\$183.93	O
20428	04/03/2019	04/03/2019	AW	CHAGRIN VALLEY AUTO PARTS	\$29.97	O
20429	04/03/2019	04/03/2019	AW	TURNEY'S	\$35.96	O
20430	04/03/2019	04/03/2019	AW	THE GEAUGA COUNTY TOWNSHIP ASSOC	\$125.00	O
20431	04/03/2019	04/03/2019	AW	WINDSTREAM WESTERN RESERVE INC.	\$1,216.18	O
20432	04/03/2019	04/03/2019	AW	SPECTRUM	\$54.74	O
20433	04/03/2019	04/03/2019	AW	JESSICA SUSTAR	\$47.48	O
20434	04/03/2019	04/03/2019	AW	JENNIFER DORKA	\$67.37	O
20435	04/03/2019	04/03/2019	AW	GEAUGA COUNTY ENGINEER	\$253.00	O
20436	04/03/2019	04/03/2019	AW	ATWELL'S	\$1,169.46	O
20437	04/03/2019	04/03/2019	AW	TREASURER OF STATE OF OHIO	\$1,074.00	O
20438	04/03/2019	04/03/2019	AW	STRYKER	\$876.82	O
20439	04/03/2019	04/03/2019	AW	PRO AIR MIDWEST, LLC	\$1,450.00	O
20440	04/03/2019	04/03/2019	AW	COVERALL NORTH AMERICA, INC.	\$652.00	O
20441	04/03/2019	04/03/2019	AW	CHAGRIN VALLEY/SOLON TIMES	\$132.36	O
20442	04/03/2019	04/03/2019	AW	KARLOVEC MEDIA GROUP	\$116.10	O
20443	04/03/2019	04/03/2019	AW	STAPLES ADVANTAGE	\$258.92	O
20444	04/03/2019	04/03/2019	AW	CINTAS CORPORATION LOCATION 259/T9C	\$413.87	O
20445	04/03/2019	04/03/2019	AW	WINDSTREAM WESTERN RESERVE INC.	\$89.87	O
20446	04/03/2019	04/03/2019	AW	INDEPENDENT TREE, LLC	\$1,050.00	O
20447	04/03/2019	04/03/2019	AW	MT BUSINESS TECHNOLOGIES, INC.	\$151.67	O
20448	04/03/2019	04/03/2019	AW	GREAT LAKES BILLING ASSOCIATES, INC.	\$537.77	O
20449	04/03/2019	04/03/2019	AW	DISTILLATA CO	\$128.40	O
20450	04/03/2019	04/03/2019	AW	RONYAK BROTHERS PAVING INC.	\$335.44	O

Payment Listing

April 2019

Payment Advice #	Post Date	Transaction Date	Type	Vendor / Payee	Amount	Status
20451	04/03/2019	04/03/2019	AW	GCDWR	\$364.56	O
20452	04/03/2019	04/03/2019	AW	DOMINION EAST OHIO	\$1,532.61	O
20453	04/03/2019	04/03/2019	AW	MEDICAL MUTUAL	\$48,631.84	O
20454	04/08/2019	04/08/2019	AW	OHIO ASSOCIATION OF PUBLIC TREASURI	\$1,455.00	O
20455	04/08/2019	04/08/2019	AW	GEAUGA S.W.C.D.	\$3,000.00	O
20456	04/08/2019	04/08/2019	AW	PUBLIC EMPLOYEES RETIREMENT SYSTE	\$37,682.04	O
20457	04/10/2019	04/10/2019	AW	ELYRIA FORD	\$17,747.06	O
20458	04/16/2019	04/16/2019	AW	PROGRESSIVE BUSINESS COMPLIANCE	\$44.95	O
20459	04/16/2019	04/16/2019	AW	ULLMAN OIL, INC.	\$5,212.13	O
20460	04/16/2019	04/16/2019	AW	COVERALL NORTH AMERICA, INC.	\$125.00	O
20461	04/16/2019	04/16/2019	AW	MORTON SALT INC.	\$4,428.19	O
20462	04/16/2019	04/16/2019	AW	LARSEN ARCHITECTS, INC.	\$2,083.52	O
20463	04/16/2019	04/16/2019	AW	THE ILLUMINATING CO.	\$623.72	O
20464	04/16/2019	04/16/2019	AW	GREAT LAKES BILLING ASSOCIATES, INC.	\$657.32	O
20465	04/16/2019	04/16/2019	AW	GCDWR	\$243.04	O
20466	04/16/2019	04/16/2019	AW	PRESTON FORD, INC.	\$639.67	O
20467	04/16/2019	04/16/2019	AW	TURNEY'S	\$111.60	O
20468	04/16/2019	04/16/2019	AW	THE BANK OF NEW YORK	\$12,580.00	O
20469	04/16/2019	04/16/2019	AW	CHAGRIN PET & GARDEN SUPPLY INC.	\$48.54	O
20470	04/16/2019	04/16/2019	AW	COUNTRYSIDE TRUCK SERVICE	\$3,181.54	O
20471	04/16/2019	04/16/2019	AW	INDEPENDENT TREE, LLC	\$675.00	O
20472	04/16/2019	04/16/2019	AW	T.C.M. SERVICES	\$280.00	O
20473	04/16/2019	04/16/2019	AW	CHAGRIN VALLEY AUTO PARTS	\$495.87	O
20474	04/16/2019	04/16/2019	AW	SPRINT COMMUNICATIONS	\$151.96	O
20475	04/16/2019	04/16/2019	AW	LexisNexis Risk Data Management Inc.	\$30.00	O
20476	04/16/2019	04/16/2019	AW	WASTE MGMT	\$470.66	O
20477	04/16/2019	04/16/2019	AW	SUNRISE SPRINGS WATER COMPANY	\$125.00	O
20478	04/16/2019	04/16/2019	AW	GARY GABRAM	\$36.99	O
20479	04/16/2019	04/16/2019	AW	SIGNATURE OFFICE WORKS	\$604.30	O
20480	04/16/2019	04/16/2019	AW	LINDE GAS NORTH AMERICA LLC	\$383.62	O
20481	04/16/2019	04/16/2019	AW	AIRGAS USA, LLC	\$34.64	O
20482	04/16/2019	04/16/2019	AW	CHAGRIN VALLEY AUTO PARTS	\$152.38	O
20483	04/16/2019	04/16/2019	AW	UNIQUE PAVING MATERIALS CORP.	\$158.40	O
20484	04/16/2019	04/16/2019	AW	CINTAS CORPORATION LOCATION 259/T9C	\$84.10	O
20485	04/16/2019	04/16/2019	AW	CINTAS CORPORATION LOCATION 259/T9C	\$95.96	O
20486	04/16/2019	04/16/2019	AW	WAGeworks, INC.	\$20.40	O
20487	04/16/2019	04/16/2019	AW	GRAFIX SHOPPE	\$461.70	O
20488	04/16/2019	04/16/2019	AW	ROBMORGAN LLC	\$2,067.75	O
20489	04/16/2019	04/16/2019	AW	VERIZON WIRELESS-GREAT LAKES	\$333.84	O
20490	04/16/2019	04/16/2019	AW	WAYPOINT BENEFIT SOLUTIONS, LLC	\$418.00	O
20491	04/16/2019	04/16/2019	AW	FUEL MANAGEMENT CONSULTING, LLC.	\$426.00	O
20492	04/16/2019	04/16/2019	AW	ILLUMINATING COMPANY	\$434.78	O
20493	04/16/2019	04/16/2019	AW	VERIZON WIRELESS-GREAT LAKES	\$7.08	O
20494	04/16/2019	04/16/2019	AW	JESSICA SUSTAR	\$15.89	O
20495	04/16/2019	04/16/2019	AW	VISA	\$3,739.92	O
20496	04/16/2019	04/16/2019	AW	VERIZON WIRELESS-GREAT LAKES	\$94.67	O

Payment Listing

April 2019

Payment Advice #	Post Date	Transaction Date	Type	Vendor / Payee	Amount	Status
20497	04/16/2019	04/16/2019	AW	SPECTRUM	\$94.95	O
20498	04/16/2019	04/16/2019	AW	GEAUGA COUNTY MAPLE LEAF	\$151.25	O
20499	04/16/2019	04/16/2019	AW	CLEMANS, NELSON & ASSOCIATES, INC.	\$725.00	O
20500	04/16/2019	04/16/2019	AW	JASON GRASSI	\$886.00	O
20501	04/16/2019	04/16/2019	AW	EARL WILSON	\$383.67	O
20502	04/16/2019	04/16/2019	AW	THOMSON RUETERS	\$353.00	O
20503	04/16/2019	04/16/2019	AW	SIGNATURE OFFICE WORKS	\$212.30	O
20504	04/30/2019	04/30/2019	AW	THE ILLUMINATING CO.	\$15.27	O
20505	04/30/2019	04/30/2019	AW	INSIGHT PUBLIC SECTOR, INC	\$11,852.01	O
20506	04/30/2019	04/30/2019	AW	LEXIPOL	\$5,353.00	O
20507	04/30/2019	04/30/2019	AW	PRESTON FORD, INC.	\$622.57	O
20508	04/30/2019	04/30/2019	AW	WINDSTREAM WESTERN RESERVE INC.	\$156.70	O
20509	04/30/2019	04/30/2019	AW	CONCORD ROAD EQUIPMENT MFG., INC.	\$2,215.29	O
20510	04/30/2019	04/30/2019	AW	WINDSTREAM WESTERN RESERVE INC.	\$1,222.13	O
20511	04/30/2019	04/30/2019	AW	CHROME DEPOT, INC.	\$85.00	O
20512	04/30/2019	04/30/2019	AW	SPECTRUM	\$510.35	O
20513	04/30/2019	04/30/2019	AW	HAUSER LANDSCAPING	\$38.00	O
20514	04/30/2019	04/30/2019	AW	OHIO PEACE OFFICER TRAINING ACADEM	\$300.00	O
20515	04/30/2019	04/30/2019	AW	CLEMANS, NELSON & ASSOCIATES, INC.	\$199.00	O
20516	04/30/2019	04/30/2019	AW	HALL PUBLIC SAFETY	\$14,559.90	O
20517	04/30/2019	04/30/2019	AW	KARLOVEC MEDIA GROUP	\$57.00	O
20518	04/30/2019	04/30/2019	AW	PLIC - SBD GRAND ISLAND	\$183.93	O
20519	04/30/2019	04/30/2019	AW	DENTAL CARE PLUS, INC.	\$1,391.34	O
20520	04/30/2019	04/30/2019	AW	ILLUMINATING COMPANY	\$2,452.82	O
20521	04/30/2019	04/30/2019	AW	SERVISOFT OF MIDDLEFIELD, INC.	\$255.72	O
20522	04/30/2019	04/30/2019	AW	CHAGRIN VALLEY AUTO PARTS	\$17.68	O
20523	04/30/2019	04/30/2019	AW	EMERGENCY MEDICAL PRODUCTS, INC.	\$161.30	O
20524	04/30/2019	04/30/2019	AW	COUNTRYSIDE TRUCK SERVICE	\$4,414.15	O
20525	04/30/2019	04/30/2019	AW	NORTH COAST POLYTECHNIC INSTITUTE	\$90.00	O
20526	04/30/2019	04/30/2019	AW	HALL PUBLIC SAFETY	\$369.82	O
20527	04/30/2019	04/30/2019	AW	JESSICA SUSTAR	\$34.54	O
20528	04/30/2019	04/30/2019	AW	MAZANEC, RASKIN & RYDER CO., LPA	\$432.00	O
20529	04/30/2019	04/30/2019	AW	MEEDER PUBLIC FUNDS	\$333.33	O
20530	04/30/2019	04/30/2019	AW	KAREN WALDER	\$34.44	O
20531	04/30/2019	04/30/2019	AW	PRESTON FORD, INC.	\$1,530.67	O
20532	04/30/2019	04/30/2019	AW	SPRINGSTEEL DOOR CO.	\$579.50	O
20533	04/30/2019	04/30/2019	AW	ATWELL'S	\$253.48	O
20534	04/30/2019	04/30/2019	AW	MOTOROLA SOLUTIONS INC	\$1,455.99	O
20535	04/30/2019	04/30/2019	AW	A & A CONSTRUCTION	\$900.00	O
20536	04/30/2019	04/30/2019	AW	CHAGRIN VALLEY/SOLON TIMES	\$36.72	O
20537	04/30/2019	04/30/2019	AW	PNC BANK	\$375.02	O
20538	04/30/2019	04/30/2019	AW	CINTAS CORPORATION LOCATION 259/T9C	\$38.53	O
20539	04/30/2019	04/30/2019	AW	CHAGRIN VALLEY AUTO PARTS	\$21.10	O
20540	04/30/2019	04/30/2019	AW	INDUSTRIAL CONNECTIONS, INC	\$93.69	O
20541	04/30/2019	04/30/2019	AW	BOB SUMEREL TIRE COMPANY	\$162.50	O
20542	04/30/2019	04/30/2019	AW	TURNERY'S	\$112.00	O

Payment Listing

April 2019

Total Payments:	<u>\$461,420.25</u>
Total Conversion Vouchers:	\$0.00
Total Less Conversion Vouchers:	<u><u>\$461,420.25</u></u>

Type: AM - Accounting Manual Warrant, AW - Accounting Warrant, IM - Investment Manual Warrant, IW - Investment Warrant, PM - Payroll Manual Warrant, PR - Payroll Warrant, RW - Reduction of Receipt Warrant, SW - Skipped Warrant, WH - Withholding Warrant, WM - Withholding Manual, WS - Special Warrant, CH - Electronic Payment Advice, IL - Investment Loss, EP - Payroll EFT Voucher, CV - Payroll Conversion Voucher, SV - Payroll Special Voucher, EW - Withholding Voucher, POS ADJ - Positive Adjustment, NEG ADJ - Negative Adjustment, POS REAL - Positive Reallocation, NEG REAL - Negative Reallocation

Status: O - Outstanding, C - Cleared, V - Voided, B - Batch

* Asterisked amounts are not included in report totals. These transactions occurred outside the reported date range but are listed for reference.

RUSSELL TOWNSHIP, GEauga COUNTY
Cash Journal
April 2019

5/1/2019 8:25:52 AM
UAN v2019.2

Cash

Table with columns: Debit Revenue, Credit Expenditure, Balance, Primary Checking Balance, Pooled Excluding Primary, Non-pooled, Post Date, Transaction Date, Source/Vendor/Payee, Reasoning, ProcessID, PQIBC Receipt, Warrant Charge #, Account #.

RUSSELL TOWNSHIP, GAUGA COUNTY
Cash Journal
 April 2019

5/1/2019 8:25:52 AM
 UAN v2019.2

Cash		Debit Revenue	Credit Expenditure	Balance	Primary Checking Balance	Pooled Excluding Primary	Non-pooled	Post Date	Transaction Date	Source/Vendor/Payee	Reasoning	ProcessID	FOIBC Receipt	Warrant/Charge #	Account #
\$0.00	\$17.68	\$0.00	\$17.68	\$7,716,711.86	\$2,782,624.45	\$4,934,087.41	\$0.00	04/30/2019	04/30/2019	CHAGRIN VALLEY AUTO PARTS		32.211	BC 50-2019	20522	2111-220-323-0001
\$0.00	\$161.30	\$0.00	\$161.30	\$7,716,550.56	\$2,782,463.15	\$4,934,087.41	\$0.00	04/30/2019	04/30/2019	EMERGENCY MEDICAL PRODUCTS, INC.		32.211	BC 36-2019	20523	2081-210-599-0000
\$0.00	\$2,467.68	\$0.00	\$2,467.68	\$7,714,082.88	\$2,779,995.47	\$4,934,087.41	\$0.00	04/30/2019	04/30/2019	COUNTRYSIDE TRUCK SERVICE		32.211	BC 50-2019	20524	2111-220-323-0001
\$0.00	\$1,946.47	\$0.00	\$1,946.47	\$7,712,136.41	\$2,778,049.00	\$4,934,087.41	\$0.00	04/30/2019	04/30/2019	COUNTRYSIDE TRUCK SERVICE		32.211	BC 66-2019	20524	2111-220-323-0001
\$0.00	\$80.00	\$0.00	\$80.00	\$7,712,056.41	\$2,777,969.00	\$4,934,087.41	\$0.00	04/30/2019	04/30/2019	NORTH COAST POLYTECHNIC INSTITUTE INC.		32.211	PO 84-2019	20526	2081-210-316-0000
\$0.00	\$369.82	\$0.00	\$369.82	\$7,711,686.59	\$2,777,589.18	\$4,934,087.41	\$0.00	04/30/2019	04/30/2019	HALL PUBLIC SAFETY		32.211	PO 84-2019	20526	2111-220-323-0001
\$0.00	\$34.44	\$0.00	\$34.44	\$7,711,652.15	\$2,777,554.64	\$4,934,087.41	\$0.00	04/30/2019	04/30/2019	JESSICA SUSTAR		32.211	BC 23-2019	20527	2141-330-490-0000
\$0.00	\$432.00	\$0.00	\$432.00	\$7,711,210.15	\$2,777,122.64	\$4,934,087.41	\$0.00	04/30/2019	04/30/2019	MAZANEC, RASKIN & RYDER CO., LPA		32.211	PO 20-2019	20529	1000-110-319-0000
\$0.00	\$333.33	\$0.00	\$333.33	\$7,710,876.82	\$2,776,789.31	\$4,934,087.41	\$0.00	04/30/2019	04/30/2019	MEEDER PUBLIC FUNDS		32.211	BC 2-2019	20530	1000-110-319-0000
\$0.00	\$34.44	\$0.00	\$34.44	\$7,710,542.38	\$2,776,454.87	\$4,934,087.41	\$0.00	04/30/2019	04/30/2019	KAREN WALDER		32.211	BC 29-2019	20531	2081-210-323-0001
\$0.00	\$1,530.67	\$0.00	\$1,530.67	\$7,709,011.71	\$2,775,224.20	\$4,934,087.41	\$0.00	04/30/2019	04/30/2019	PRESTON FORD, INC.		32.211	BC 43-2019	20532	2111-220-323-0002
\$0.00	\$579.50	\$0.00	\$579.50	\$7,708,432.21	\$2,774,644.70	\$4,934,087.41	\$0.00	04/30/2019	04/30/2019	SPRINGSTEEL DOOR CO.		32.211	BC 43-2019	20532	2111-220-323-0002
\$0.00	\$263.48	\$0.00	\$263.48	\$7,708,168.73	\$2,774,381.22	\$4,934,087.41	\$0.00	04/30/2019	04/30/2019	ATWELL'S		32.211	PO 127-2018	20533	2111-220-251-0020
\$0.00	\$1,455.99	\$0.00	\$1,455.99	\$7,707,012.74	\$2,772,925.23	\$4,934,087.41	\$0.00	04/30/2019	04/30/2019	MOTOROLA SOLUTIONS INC		32.211	BC 8-2019	20535	1000-120-323-0002
\$0.00	\$900.00	\$0.00	\$900.00	\$7,706,112.74	\$2,772,025.23	\$4,934,087.41	\$0.00	04/30/2019	04/30/2019	A & A CONSTRUCTION		32.211	BC 15-2019	20536	2181-130-599-0000
\$0.00	\$36.72	\$0.00	\$36.72	\$7,705,746.02	\$2,771,658.51	\$4,934,087.41	\$0.00	04/30/2019	04/30/2019	CHAGRIN VALLEY/SOLON TIMES		32.211	BC 5-2019	20537	1000-110-410-0000
\$0.00	\$36.99	\$0.00	\$36.99	\$7,705,379.03	\$2,771,281.52	\$4,934,087.41	\$0.00	04/30/2019	04/30/2019	PNC BANK		32.211	BC 6-2019	20537	1000-110-599-0000
\$0.00	\$31.49	\$0.00	\$31.49	\$7,705,017.54	\$2,771,000.03	\$4,934,087.41	\$0.00	04/30/2019	04/30/2019	PNC BANK		32.211	BC 6-2019	20537	1000-110-599-0000
\$0.00	\$106.74	\$0.00	\$106.74	\$7,704,710.80	\$2,771,823.29	\$4,934,087.41	\$0.00	04/30/2019	04/30/2019	PNC BANK		32.211	BC 6-2019	20537	1000-110-599-0000
\$0.00	\$25.00	\$0.00	\$25.00	\$7,704,485.80	\$2,771,548.29	\$4,934,087.41	\$0.00	04/30/2019	04/30/2019	PNC BANK		32.211	BC 6-2019	20537	1000-110-599-0000
\$0.00	\$9.78	\$0.00	\$9.78	\$7,704,388.02	\$2,771,450.51	\$4,934,087.41	\$0.00	04/30/2019	04/30/2019	PNC BANK		32.211	BC 6-2019	20537	1000-110-599-0000
\$0.00	\$28.75	\$0.00	\$28.75	\$7,704,359.27	\$2,771,371.76	\$4,934,087.41	\$0.00	04/30/2019	04/30/2019	PNC BANK		32.211	BC 6-2019	20537	1000-120-323-0002
\$0.00	\$49.38	\$0.00	\$49.38	\$7,704,309.89	\$2,771,322.38	\$4,934,087.41	\$0.00	04/30/2019	04/30/2019	PNC BANK		32.211	BC 6-2019	20537	1000-110-599-0000
\$0.00	\$38.53	\$0.00	\$38.53	\$7,704,271.36	\$2,771,283.85	\$4,934,087.41	\$0.00	04/30/2019	04/30/2019	PNC BANK		32.211	BC 60-2019	20537	1000-210-599-0000
\$0.00	\$21.10	\$0.00	\$21.10	\$7,704,250.26	\$2,771,262.75	\$4,934,087.41	\$0.00	04/30/2019	04/30/2019	PNC BANK		32.211	BC 5-2019	20537	1000-110-410-0000
\$0.00	\$83.69	\$0.00	\$83.69	\$7,704,166.57	\$2,771,179.15	\$4,934,087.41	\$0.00	04/30/2019	04/30/2019	CINTAS CORPORATION LOCATION 259/790		32.211	BC 14-2019	20537	2181-130-490-0000
\$0.00	\$162.50	\$0.00	\$162.50	\$7,703,994.07	\$2,771,016.65	\$4,934,087.41	\$0.00	04/30/2019	04/30/2019	CHAGRIN VALLEY AUTO PARTS		32.211	BC 6-2019	20538	1000-110-599-0000
\$0.00	\$3.22	\$0.00	\$3.22	\$7,703,990.85	\$2,771,013.43	\$4,934,087.41	\$0.00	04/30/2019	04/30/2019	INDUSTRIAL CONNECTIONS, INC		32.211	BC 16-2019	20539	2031-330-323-0001
\$0.00	\$108.78	\$0.00	\$108.78	\$7,703,882.07	\$2,771,010.21	\$4,934,087.41	\$0.00	04/30/2019	04/30/2019	BOB SUMEREL TIRE COMPANY		32.211	BC 16-2019	20541	2031-330-323-0001
\$0.00	\$503,999.59	\$0.00	\$503,999.59	\$7,703,382.48	\$2,771,195.67	\$4,934,087.41	\$0.00	04/30/2019	04/30/2019	TURNEY'S		32.211	BC 13-2019	20542	2041-410-599-0000
\$432,289.07		\$0.00	\$432,289.07							TURNEY'S		32.211	BC 23-2019	20542	2141-330-490-0000

Total for Year to 04/30/2019

\$3,230,784.93

RUSSELL TOWNSHIP, GAUGA COUNTY
Appropriation Status
By Fund
As Of 4/30/2019

Fund: General
Pooled Balance: \$1,559,387.18
Non-Pooled Balance: \$0.00
Total Cash Balance: \$1,559,387.18

Account Code	Account Name	Reserved for Encumbrance 12/31	Reserved for Encumbrance 12/31 Adjustment	Final Appropriation	Current Reserve for Encumbrance	YTD Expenditures	Unencumbered Balance	YTD % Expenditures
1000-110-111-0000	D Salaries - Trustees	\$0.00	\$0.00	\$68,028.00	\$0.00	\$21,776.28	\$46,251.72	32.011%
1000-110-112-0000	D Salaries - Trustees' Staff	\$0.00	\$0.00	\$42,500.00	\$0.00	\$11,392.48	\$31,107.52	26.806%
1000-110-121-0000	D Salary - Township Fiscal Officer	\$0.00	\$0.00	\$31,064.00	\$0.00	\$10,354.64	\$20,709.36	33.333%
1000-110-122-0000	D Salaries - Township Fiscal Officer's Staff	\$0.00	\$0.00	\$115,900.00	\$0.00	\$34,214.96	\$81,685.04	29.521%
1000-110-141-0000	D Salary - Legal Counsel	\$2,478.50	\$0.00	\$45,000.00	\$19,568.00	\$2,910.50	\$25,000.00	6.130%
1000-110-211-0000	D Ohio Public Employees Retirement System	\$0.00	\$0.00	\$62,981.91	\$0.00	\$13,427.27	\$49,554.64	21.319%
1000-110-212-0000	D Social Security	\$0.00	\$0.00	\$0.00	\$0.00	\$0.00	\$0.00	0.000%
1000-110-213-0000	D Medicare	\$0.00	\$0.00	\$6,523.13	\$0.00	\$1,414.24	\$5,108.89	21.680%
1000-110-221-0000	Medical/Hospitalization	\$3.05	\$0.00	\$180,000.00	\$94,166.90	\$35,434.79	\$50,401.36	19.666%
1000-110-222-0000	Life Insurance	\$0.00	\$0.00	\$700.00	\$413.16	\$186.84	\$100.00	26.691%
1000-110-223-0000	Dental Insurance	\$0.00	\$0.00	\$6,775.00	\$2,718.52	\$1,281.48	\$2,775.00	18.915%
1000-110-224-0000	Vision Insurance	\$0.00	\$0.00	\$2,025.00	\$867.80	\$332.20	\$825.00	16.405%
1000-110-228-0000	D Health Care Reimbursement	\$0.00	\$0.00	\$0.00	\$0.00	\$0.00	\$0.00	0.000%
1000-110-230-0000	D Workers' Compensation	\$0.00	\$0.00	\$9,889.76	\$5,500.00	\$466.04	\$3,923.72	4.712%
1000-110-312-0000	Auditing Services	\$0.00	\$0.00	\$0.00	\$0.00	\$0.00	\$0.00	0.000%
1000-110-314-0000	D Tax Collection Fees	\$0.00	\$0.00	\$8,250.00	\$0.00	\$4,021.82	\$4,228.18	48.749%
1000-110-315-0000	D Election Expenses	\$0.00	\$0.00	\$6,000.00	\$0.00	\$570.99	\$5,429.01	9.517%
1000-110-319-0000	Other - Professional and Technical Services	\$9,333.33	\$0.00	\$25,975.00	\$13,186.59	\$12,646.74	\$9,475.00	35.818%
1000-110-330-0000	Travel and Meeting Expense	\$145.00	\$0.00	\$12,500.00	\$1,159.61	\$3,985.39	\$7,500.00	31.518%
1000-110-345-0000	Advertising	\$0.00	\$0.00	\$1,500.00	\$257.42	\$742.58	\$500.00	49.505%
1000-110-381-0000	Property Insurance Premiums	\$0.00	\$0.00	\$2,000.00	\$2,000.00	\$0.00	\$0.00	0.000%
1000-110-382-0000	Liability Insurance Premiums	\$0.00	\$0.00	\$3,500.00	\$3,400.00	\$0.00	\$100.00	0.000%
1000-110-383-0000	Fidelity Bond Premiums	\$0.00	\$0.00	\$1,000.00	\$0.00	\$0.00	\$1,000.00	0.000%
1000-110-389-0000	Other - Insurance and Bonding	\$0.00	\$0.00	\$2,000.00	\$250.00	\$0.00	\$1,750.00	0.000%
1000-110-410-0000	Office Supplies	\$0.00	\$0.00	\$7,000.00	\$3,399.64	\$100.36	\$3,500.00	1.434%
1000-110-490-0000	Other - Supplies and Materials	\$0.00	\$0.00	\$1,500.00	\$0.00	\$0.00	\$1,500.00	0.000%
1000-110-599-0000	Other - Other Expenses	\$267.96	\$30.00	\$59,000.00	\$12,154.40	\$11,351.21	\$35,732.35	19.162%
1000-120-190-0000	D Other - Salaries	\$0.00	\$0.00	\$5,000.00	\$0.00	\$0.00	\$5,000.00	0.000%
1000-120-251-0000	Uniform, Tool and Equipment Reimbursements	\$0.00	\$0.00	\$5,200.00	\$0.00	\$2,550.00	\$2,650.00	49.038%
1000-120-322-0000	Garbage and Trash Removal	\$0.00	\$0.00	\$1,250.00	\$662.76	\$337.24	\$250.00	26.379%
1000-120-323-0000	Repairs and Maintenance	\$0.00	\$0.00	\$3,000.00	\$0.00	\$0.00	\$3,000.00	0.000%
1000-120-323-0001	Repairs and Maintenance{VEHICLE/EQUIP REPAIR}	\$0.00	\$0.00	\$2,500.00	\$1,999.47	\$0.53	\$500.00	0.021%
1000-120-323-0002	Repairs and Maintenance{BLDG/GROUNDS REPAIR}	\$1,124.63	\$0.00	\$65,000.00	\$32,672.49	\$6,186.64	\$27,265.50	9.356%
1000-120-323-0006	Repairs and Maintenance{WASTE WATER}	\$125,736.26	\$0.00	\$18,000.00	\$116,838.66	\$8,897.50	\$18,000.00	6.190%
1000-120-341-0000	Telephone	\$0.00	\$0.00	\$5,500.00	\$3,239.21	\$1,460.79	\$800.00	26.560%
1000-120-351-0000	Electricity	\$110.81	\$0.00	\$12,000.00	\$8,262.37	\$2,848.44	\$1,000.00	23.520%
1000-120-353-0000	Natural Gas	\$459.32	\$0.00	\$6,500.00	\$3,916.82	\$2,042.50	\$1,000.00	29.349%
1000-120-359-0000	Other - Utilities	\$111.78	\$0.00	\$4,900.00	\$2,623.48	\$1,988.30	\$400.00	39.673%

Appropriation Status

By Fund

As Of 4/30/2019

Account Code	Account Name	Reserved for Encumbrance 12/31	Reserved for Encumbrance 12/31 Adjustment	Final Appropriation	Current Reserve for Encumbrance	YTD Expenditures	Unencumbered Balance	YTD % Expenditures
1000-120-359-0007	Other - Utilities(Tech Services)	\$0.00	\$0.00	\$10,000.00	\$2,500.00	\$0.00	\$7,500.00	0.000%
1000-120-420-0000	Operating Supplies	\$0.00	\$0.00	\$4,500.00	\$0.00	\$0.00	\$4,500.00	0.000%
1000-120-420-0010	Operating Supplies(GAS & DIESEL -SUPPLIES)	\$63.31	\$0.00	\$2,500.00	\$374.82	\$188.49	\$2,000.00	7.353%
1000-120-430-0000	Small Tools and Minor Equipment	\$0.00	\$0.00	\$1,000.00	\$0.00	\$0.00	\$1,000.00	0.000%
1000-120-490-0000	Other - Supplies and Materials	\$150.83	\$0.00	\$2,000.00	\$2,000.00	\$150.83	\$0.00	7.013%
1000-120-599-0000	Other - Other Expenses	\$0.00	\$0.00	\$10,000.00	\$0.00	\$0.00	\$10,000.00	0.000%
1000-120-599-0004	Other - Other Expenses(Recycling)	\$0.00	\$0.00	\$5,000.00	\$0.00	\$0.00	\$5,000.00	0.000%
1000-120-599-0005	Other - Other Expenses(MAINT. DONATIONS)	\$0.00	\$0.00	\$1,500.00	\$0.00	\$0.00	\$1,500.00	0.000%
1000-130-190-0000	D Other - Salaries	\$0.00	\$0.00	\$81,200.00	\$0.00	\$20,931.06	\$60,268.94	25.777%
1000-130-599-0000	Other - Other Expenses	\$1,212.35	\$0.00	\$5,000.00	\$374.20	\$2,838.15	\$3,000.00	45.686%
1000-210-190-0000	D Other - Salaries	\$0.00	\$0.00	\$0.00	\$0.00	\$0.00	\$0.00	0.000%
1000-210-599-0000	Other - Other Expenses	\$0.00	\$0.00	\$1,500.00	\$808.85	\$191.15	\$500.00	12.743%
1000-210-599-2000	Other - Other Expenses(Non-Donation)	\$0.00	\$0.00	\$0.00	\$0.00	\$0.00	\$0.00	0.000%
1000-220-599-0000	Other - Other Expenses	\$0.00	\$0.00	\$2,475.00	\$241.08	\$258.92	\$1,975.00	10.461%
1000-220-599-1220	Other - Other Expenses(AUXILIARY FORCE)	\$0.00	\$0.00	\$0.00	\$0.00	\$0.00	\$0.00	0.000%
1000-220-599-2000	Other - Other Expenses(Non-Donation)	\$0.00	\$0.00	\$0.00	\$0.00	\$0.00	\$0.00	0.000%
1000-310-360-0000	Contracted Services	\$616.99	\$0.00	\$10,000.00	\$7,075.73	\$2,541.26	\$1,000.00	23.936%
1000-320-599-0000	Other - Other Expenses	\$0.00	\$0.00	\$25,000.00	\$0.00	\$0.00	\$25,000.00	0.000%
1000-330-360-0000	Contracted Services	\$0.00	\$0.00	\$1,500.00	\$0.00	\$0.00	\$1,500.00	0.000%
1000-330-599-0000	Other - Other Expenses	\$192.00	\$0.00	\$1,500.00	\$288.20	\$403.80	\$1,000.00	23.865%
1000-330-599-2000	Other - Other Expenses(Non-Donation)	\$0.00	\$0.00	\$0.00	\$0.00	\$0.00	\$0.00	0.000%
1000-410-190-0000	D Other - Salaries	\$0.00	\$0.00	\$15,000.00	\$0.00	\$0.00	\$15,000.00	0.000%
1000-410-430-0000	Small Tools and Minor Equipment	\$0.00	\$0.00	\$1,000.00	\$0.00	\$0.00	\$1,000.00	0.000%
1000-410-490-0000	Other - Supplies and Materials	\$0.00	\$0.00	\$1,000.00	\$0.00	\$0.00	\$0.00	0.000%
1000-410-599-0000	Other - Other Expenses	\$0.00	\$0.00	\$500.00	\$1,000.00	\$0.00	\$500.00	0.000%
1000-760-720-0000	Buildings	\$25,000.00	\$0.00	\$25,000.00	\$6,829.20	\$18,170.80	\$25,000.00	36.342%
1000-760-730-0000	Improvement of Sites	\$0.00	\$0.00	\$25,000.00	\$0.00	\$0.00	\$25,000.00	0.000%
1000-760-730-0410	Improvement of Sites(CEMETERY)	\$0.00	\$0.00	\$0.00	\$0.00	\$0.00	\$0.00	0.000%
1000-760-730-0610	Improvement of Sites(PARK)	\$3,500.00	\$0.00	\$35,000.00	\$21,712.25	\$2,067.75	\$14,720.00	5.371%
1000-760-740-0000	Machinery, Equipment and Furniture	\$0.00	\$0.00	\$0.00	\$0.00	\$0.00	\$0.00	0.000%
1000-760-740-0200	Machinery, Equipment and Furniture(MAINT.-MACH/EQUIP/FURN)	\$0.00	\$0.00	\$0.00	\$0.00	\$0.00	\$0.00	0.000%
1000-760-740-0900	Machinery, Equipment and Furniture(POLICE-MACH/EQUIP/FURN)	\$0.00	\$0.00	\$0.00	\$0.00	\$0.00	\$0.00	0.000%
1000-760-740-1000	Machinery, Equipment and Furniture(FIRE-MACH/EQUIP/FURN)	\$0.00	\$0.00	\$0.00	\$0.00	\$0.00	\$0.00	0.000%
1000-760-790-2015	Other - Capital Outlay(HILLBROOK ROAD)	\$0.00	\$0.00	\$5,000.00	\$0.00	\$0.00	\$5,000.00	0.000%
General Fund Total:		\$170,506.12	\$30.00	\$1,102,636.80	\$372,461.63	\$240,665.06	\$659,986.23	18.904%

Fund: Motor Vehicle License Tax \$33,710.50
 Pooled Balance: \$0.00
 Non-Pooled Balance: \$33,710.50
 Total Cash Balance:

Report reflects selected information.

Appropriation Status

By Fund
As Of 4/30/2019

Account Code	Account Name	Reserved for Encumbrance 12/31	Reserved for Encumbrance 12/31 Adjustment	Final Appropriation	Current Reserve for Encumbrance	YTD Expenditures	Unencumbered Balance	YTD % Expenditures
2011-330-360-0000	Contracted Services	\$0.00	\$0.00	\$1,000.00	\$0.00	\$0.00	\$1,000.00	0.000%
2011-330-420-0000	Operating Supplies	\$0.00	\$0.00	\$25,000.00	\$0.00	\$0.00	\$25,000.00	0.000%
Motor Vehicle License Tax Fund Total:		\$0.00	\$0.00	\$26,000.00	\$0.00	\$0.00	\$26,000.00	0.000%

Fund: Gasoline Tax
 Pooled Balance: \$371,292.39
 Non-Pooled Balance: \$0.00
 Total Cash Balance: \$371,292.39

Account Code	Account Name	Reserved for Encumbrance 12/31	Reserved for Encumbrance 12/31 Adjustment	Final Appropriation	Current Reserve for Encumbrance	YTD Expenditures	Unencumbered Balance	YTD % Expenditures
2021-330-190-0000	D Other - Salaries	\$0.00	\$0.00	\$137,025.00	\$0.00	\$0.00	\$137,025.00	0.000%
2021-330-599-0000	Other - Other Expenses	\$0.00	\$0.00	\$35,000.00	\$0.00	\$0.00	\$35,000.00	0.000%
Gasoline Tax Fund Total:		\$0.00	\$0.00	\$172,025.00	\$0.00	\$0.00	\$172,025.00	0.000%

Fund: Road and Bridge
 Pooled Balance: \$1,394,917.00
 Non-Pooled Balance: \$0.00
 Total Cash Balance: \$1,394,917.00

Account Code	Account Name	Reserved for Encumbrance 12/31	Reserved for Encumbrance 12/31 Adjustment	Final Appropriation	Current Reserve for Encumbrance	YTD Expenditures	Unencumbered Balance	YTD % Expenditures
2031-330-190-0000	D Other - Salaries	\$0.00	\$0.00	\$197,925.00	\$0.00	\$181,396.73	\$16,528.27	91.649%
2031-330-211-0000	D Ohio Public Employees Retirement System	\$0.00	\$0.00	\$53,926.95	\$0.00	\$24,353.94	\$29,573.01	45.161%
2031-330-213-0000	D Medicare	\$0.00	\$0.00	\$5,585.29	\$0.00	\$2,572.23	\$3,013.06	46.054%
2031-330-221-0000	Medical/Hospitalization	\$7.07	\$0.00	\$0.00	\$0.00	\$7.07	\$0.00	100.000%
2031-330-222-0000	Life Insurance	\$0.00	\$0.00	\$900.00	\$367.44	\$232.56	\$300.00	25.840%
2031-330-223-0000	Dental Insurance	\$0.00	\$0.00	\$6,775.00	\$4,217.59	\$1,782.41	\$775.00	26.309%
2031-330-224-0000	Vision Insurance	\$0.00	\$0.00	\$2,025.00	\$1,251.60	\$498.40	\$275.00	24.612%
2031-330-230-0000	D Workers' Compensation	\$0.00	\$0.00	\$8,793.59	\$8,000.00	\$0.00	\$793.59	0.000%
2031-330-240-0000	D Unemployment Compensation	\$0.00	\$0.00	\$0.00	\$0.00	\$0.00	\$0.00	0.000%
2031-330-314-0000	D Tax Collection Fees	\$0.00	\$0.00	\$13,000.00	\$0.00	\$6,934.45	\$6,065.55	53.342%
2031-330-322-0000	Garbage and Trash Removal	\$0.00	\$0.00	\$2,000.00	\$1,172.28	\$527.72	\$300.00	26.386%
2031-330-323-0000	Repairs and Maintenance	\$0.00	\$0.00	\$500.00	\$0.00	\$0.00	\$500.00	0.000%
2031-330-323-0001	Repairs and Maintenance{VEHICLE/EQUIP REPAIR}	\$0.00	\$0.00	\$25,000.00	\$3,206.77	\$13,293.23	\$8,500.00	53.173%
2031-330-323-0002	Repairs and Maintenance{BLDG/GROUNDS REPAIR}	\$39.94	\$0.00	\$15,000.00	\$10,237.50	\$1,532.44	\$3,270.00	10.189%
2031-330-341-0000	Telephone	\$0.00	\$0.00	\$2,000.00	\$1,421.48	\$578.52	\$0.00	28.926%
2031-330-351-0000	Electricity	\$408.51	\$0.00	\$4,665.16	\$2,720.01	\$1,688.50	\$665.16	33.280%
2031-330-353-0000	Natural Gas	\$316.37	\$0.00	\$5,830.95	\$1,681.52	\$1,634.85	\$2,830.95	26.595%
2031-330-359-0000	Other - Utilities	\$246.99	\$0.00	\$4,548.33	\$3,164.63	\$1,532.36	\$98.33	31.955%
2031-330-359-0007	Other - Utilities{Tech Services}	\$0.00	\$0.00	\$1,250.00	\$0.00	\$0.00	\$1,250.00	0.000%

Report reflects selected information.

RUSSELL TOWNSHIP, GAUGA COUNTY
Appropriation Status
 By Fund
 As Of 4/30/2019

5/1/2019 8:26:27 AM
 UAN v2019.2

Account Code	Account Name	Reserved for Encumbrance 12/31	Reserved for Encumbrance 12/31 Adjustment	Final Appropriation	Current Reserve for Encumbrance	YTD Expenditures	Unencumbered Balance	YTD % Expenditures
2031-330-360-0000	Contracted Services	\$0.00	\$0.00	\$2,000.00	\$0.00	\$0.00	\$2,000.00	0.0000%
2031-330-389-0000	Other - Insurance and Bonding	\$0.00	\$0.00	\$5,000.00	\$5,000.00	\$0.00	\$0.00	0.0000%
2031-330-410-0000	Office Supplies	\$0.00	\$0.00	\$500.00	\$200.00	\$0.00	\$300.00	0.0000%
2031-330-420-0000	Operating Supplies	\$0.00	\$0.00	\$500.00	\$0.00	\$500.00	\$0.00	100.0000%
2031-330-420-0010	Operating Supplies(GAS & DIESEL -SUPPLIES)	\$1,519.08	\$0.00	\$45,000.00	\$31,208.21	\$10,835.87	\$4,475.00	23.2933%
2031-330-420-0011	Operating Supplies(SALT -SUPPLIES)	\$58,369.33	\$0.00	\$90,000.00	\$8,324.35	\$50,044.98	\$90,000.00	33.7300%
2031-330-420-0012	Operating Supplies(STONE -SUPPLIES)	\$0.00	\$0.00	\$8,000.00	\$6,985.76	\$1,014.24	\$0.00	12.6789%
2031-330-490-0000	Other - Supplies and Materials	\$0.00	\$0.00	\$1,036.87	\$588.13	\$311.87	\$136.87	30.0789%
2031-330-599-0000	Other - Other Expenses	\$247.16	\$0.00	\$6,000.00	\$2,012.82	\$1,888.69	\$2,345.65	30.2333%
2031-760-720-0000	Buildings	\$0.00	\$0.00	\$0.00	\$0.00	\$0.00	\$0.00	0.0000%
2031-760-730-0000	Improvement of Sites	\$0.00	\$0.00	\$0.00	\$0.00	\$0.00	\$0.00	0.0000%
2031-760-740-0000	Machinery, Equipment and Furniture	\$0.00	\$0.00	\$0.00	\$0.00	\$0.00	\$0.00	0.0000%
2031-760-750-0000	Motor Vehicles	\$0.00	\$0.00	\$0.00	\$0.00	\$0.00	\$0.00	0.0000%
2031-760-790-0000	Other - Capital Outlay	\$0.00	\$0.00	\$725,000.00	\$0.00	\$0.00	\$725,000.00	0.0000%
Road and Bridge Fund Total:		\$61,154.45	\$0.00	\$1,232,762.14	\$91,760.09	\$303,161.06	\$898,995.44	23.4300%

Fund: Cemetery
 Pooled Balance: \$14,570.28
 Non-Pooled Balance: \$0.00
 Total Cash Balance: \$14,570.28

Account Code	Account Name	Reserved for Encumbrance 12/31	Reserved for Encumbrance 12/31 Adjustment	Final Appropriation	Current Reserve for Encumbrance	YTD Expenditures	Unencumbered Balance	YTD % Expenditures
2041-410-190-0000	D Other - Salaries	\$0.00	\$0.00	\$12,500.00	\$0.00	\$27.36	\$11,572.64	7.4199%
2041-410-599-0000	Other - Other Expenses	\$0.00	\$0.00	\$2,500.00	\$1,958.78	\$41.22	\$500.00	1.6499%
Cemetery Fund Total:		\$0.00	\$0.00	\$15,000.00	\$1,958.78	\$968.58	\$12,072.64	6.4579%

Fund: Police District
 Pooled Balance: \$1,453,584.11
 Non-Pooled Balance: \$0.00
 Total Cash Balance: \$1,453,584.11

Account Code	Account Name	Reserved for Encumbrance 12/31	Reserved for Encumbrance 12/31 Adjustment	Final Appropriation	Current Reserve for Encumbrance	YTD Expenditures	Unencumbered Balance	YTD % Expenditures
2081-210-190-0000	D Other - Salaries	\$0.00	\$0.00	\$1,013,985.00	\$0.00	\$299,305.36	\$714,679.64	29.5189%
2081-210-211-0000	D Ohio Public Employees Retirement System	\$0.00	\$0.00	\$211,060.98	\$0.00	\$49,748.11	\$161,312.87	23.5700%
2081-210-213-0000	D Medicare	\$0.00	\$0.00	\$16,908.20	\$0.00	\$4,317.92	\$12,590.28	25.5379%
2081-210-221-0000	Medical/Hospitalization	\$10.28	\$0.00	\$400,000.00	\$200,596.41	\$99,376.19	\$100,037.68	24.8433%
2081-210-222-0000	Life Insurance	\$0.00	\$0.00	\$1,500.00	\$769.84	\$330.16	\$400.00	22.0119%
2081-210-223-0000	Dental Insurance	\$0.00	\$0.00	\$9,500.00	\$5,061.08	\$2,438.92	\$2,000.00	25.6733%
2081-210-224-0000	Vision Insurance	\$0.00	\$0.00	\$3,000.00	\$1,758.60	\$741.40	\$500.00	24.7133%

Report reflects selected information.

Appropriation Status

By Fund

As Of 4/30/2019

Account Code	Account Name	Reserved for Encumbrance 12/31	Reserved for Encumbrance 12/31 Adjustment	Final Appropriation	Current Reserve for Encumbrance	YTD Expenditures	Unencumbered Balance	YTD % Expenditures
2081-210-230-0000	D Workers' Compensation	\$0.00	\$0.00	\$29,578.45	\$15,000.00	\$1,331.01	\$13,247.44	4.500%
2081-210-251-0000	Uniform, Tool and Equipment Reimbursements	\$0.00	\$0.00	\$11,200.00	\$0.00	\$9,700.00	\$1,500.00	86.607%
2081-210-251-0020	Uniform, Tool and Equipment Reimbursements(PART-TIME -UNIFO)	\$0.00	\$0.00	\$6,000.00	\$0.00	\$786.00	\$5,214.00	13.100%
2081-210-314-0000	D Tax Collection Fees	\$0.00	\$0.00	\$25,000.00	\$0.00	\$13,493.98	\$11,506.02	53.976%
2081-210-318-0000	Training Services	\$325.00	\$0.00	\$12,000.00	\$7,055.09	\$3,769.91	\$1,500.00	30.588%
2081-210-318-0318	Training Services(STATE REIMBURSED TRAINING)	\$0.00	\$0.00	\$2,500.00	\$0.00	\$0.00	\$2,500.00	0.000%
2081-210-322-0000	Garbage and Trash Removal	\$0.00	\$0.00	\$2,000.00	\$994.92	\$505.08	\$500.00	25.254%
2081-210-323-0000	Repairs and Maintenance	\$0.00	\$0.00	\$3,500.00	\$3,000.00	\$0.00	\$500.00	0.000%
2081-210-323-0001	Repairs and Maintenance(VEHICLE/EQUIP REPAIR)	\$0.00	\$0.00	\$20,000.00	\$1,140.81	\$3,859.19	\$15,000.00	19.296%
2081-210-323-0002	Repairs and Maintenance(BLDG/GROUNDS REPAIR)	\$1,305.06	\$0.00	\$30,000.00	\$7,439.43	\$6,929.63	\$16,936.00	22.136%
2081-210-341-0000	Telephone	\$45.34	\$0.00	\$9,750.00	\$5,916.32	\$3,129.02	\$750.00	31.944%
2081-210-351-0000	Electricity	\$600.00	\$0.00	\$13,500.00	\$9,174.35	\$3,425.65	\$1,500.00	24.295%
2081-210-353-0000	Natural Gas	\$214.84	\$0.00	\$3,000.00	\$1,789.93	\$924.91	\$500.00	28.770%
2081-210-359-0000	Other - Utilities	\$205.64	\$0.00	\$4,500.00	\$2,795.70	\$1,354.94	\$555.00	28.794%
2081-210-359-0007	Other - Utilities(Tech Services)	\$0.00	\$0.00	\$11,500.00	\$4,358.03	\$7,030.97	\$111.00	61.139%
2081-210-370-0000	Payment to Another Political Subdivision	\$0.00	\$0.00	\$8,000.00	\$0.00	\$8,000.00	\$0.00	100.000%
2081-210-381-0000	Property Insurance Premiums	\$0.00	\$0.00	\$3,400.00	\$3,000.00	\$0.00	\$400.00	0.000%
2081-210-382-0000	Liability Insurance Premiums	\$0.00	\$0.00	\$4,000.00	\$3,750.00	\$0.00	\$250.00	0.000%
2081-210-389-0000	Other - Insurance and Bonding	\$0.00	\$0.00	\$2,000.00	\$2,000.00	\$0.00	\$0.00	0.000%
2081-210-410-0000	Office Supplies	\$0.00	\$0.00	\$5,000.00	\$3,084.19	\$915.81	\$1,000.00	18.316%
2081-210-420-0000	Operating Supplies	\$0.00	\$0.00	\$4,000.00	\$2,009.91	\$490.09	\$1,500.00	12.252%
2081-210-420-0010	Operating Supplies(GAS & DIESEL-SUPPLIES)	\$1,346.73	\$0.00	\$25,000.00	\$17,570.52	\$6,301.21	\$2,475.00	23.916%
2081-210-430-0000	Small Tools and Minor Equipment	\$321.51	\$0.00	\$2,500.00	\$1,784.20	\$837.31	\$200.00	29.676%
2081-210-490-0000	Other - Supplies and Materials	\$150.00	\$0.00	\$4,000.00	\$1,306.22	\$2,518.77	\$325.01	60.693%
2081-210-599-0000	Other - Other Expenses	\$270.01	\$0.00	\$27,500.00	\$9,794.38	\$7,783.39	\$10,192.24	28.028%
2081-760-720-0000	Buildings	\$0.00	\$0.00	\$0.00	\$0.00	\$0.00	\$0.00	0.000%
2081-760-730-0000	Improvement of Sites	\$0.00	\$0.00	\$0.00	\$0.00	\$0.00	\$0.00	0.000%
2081-760-740-0000	Machinery, Equipment and Furniture	\$18,124.66	\$0.01	\$60,500.00	\$13,350.69	\$29,976.66	\$35,297.30	38.126%
2081-760-750-0000	Motor Vehicles	\$0.00	\$0.00	\$38,000.00	\$7,331.86	\$18,208.76	\$12,459.38	47.918%
	Police District Fund Total:	\$22,919.07	\$0.01	\$2,023,882.63	\$331,832.48	\$587,530.35	\$1,127,438.86	28.705%

Fund: Fire District
 Pooled Balance: \$1,052,639.98
 Non-Pooled Balance: \$0.00
 Total Cash Balance: \$1,052,639.98

Account Code	Account Name	Reserved for Encumbrance 12/31	Reserved for Encumbrance 12/31 Adjustment	Final Appropriation	Current Reserve for Encumbrance	YTD Expenditures	Unencumbered Balance	YTD % Expenditures
2111-220-190-0000	D Other - Salaries	\$0.00	\$0.00	\$671,250.00	\$0.00	\$210,580.98	\$460,669.02	31.371%
2111-220-211-0000	D Ohio Public Employees Retirement System	\$0.00	\$0.00	\$40,000.00	\$0.00	\$5,138.44	\$34,861.56	12.846%
2111-220-212-0000	D Social Security	\$0.00	\$0.00	\$40,000.00	\$0.00	\$10,775.34	\$29,224.66	26.938%
2111-220-213-0000	D Medicare	\$0.00	\$0.00	\$12,506.25	\$0.00	\$2,799.26	\$9,706.99	22.383%

Report reflects selected information.

RUSSELL TOWNSHIP, GEauga COUNTY
Appropriation Status
By Fund
As Of 4/30/2019

Account Code	Account Name	Reserved for Encumbrance 12/31	Reserved for Encumbrance 12/31 Adjustment	Final Appropriation	Current Reserve for Encumbrance	YTD Expenditures	Unencumbered Balance	YTD % Expenditures
2111-220-221-0000	Medical/Hospitalization	\$0.00	\$0.00	\$88,000.00	\$1,503.03	\$73,496.97	\$13,000.00	83.519%
2111-220-222-0000	Life Insurance	\$0.00	\$0.00	\$0.00	\$0.00	\$0.00	\$0.00	0.000%
2111-220-223-0000	Dental Insurance	\$0.00	\$0.00	\$0.00	\$0.00	\$0.00	\$0.00	0.000%
2111-220-224-0000	Vision Insurance	\$0.00	\$0.00	\$0.00	\$0.00	\$0.00	\$0.00	0.000%
2111-220-230-0000	D Workers' Compensation	\$0.00	\$0.00	\$25,225.89	\$13,000.00	\$1,071.61	\$11,154.28	4.248%
2111-220-251-0000	Uniform, Tool and Equipment Reimbursements	\$0.00	\$0.00	\$800.00	\$0.00	\$0.00	\$800.00	0.000%
2111-220-251-0020	Uniform, Tool and Equipment Reimbursements(PART-TIME -UNIFO)	\$0.00	\$0.00	\$14,000.00	\$5,850.61	\$4,649.39	\$3,500.00	33.210%
2111-220-314-0000	D Tax Collection Fees	\$0.00	\$0.00	\$18,500.00	\$0.00	\$9,604.27	\$8,895.73	51.915%
2111-220-318-0000	Training Services	\$3,217.90	\$0.00	\$25,000.00	\$5,842.81	\$5,375.09	\$17,000.00	19.049%
2111-220-318-0030	Training Services(PARAMEDIC-TRAINING)	\$0.00	\$0.00	\$7,500.00	\$6,000.00	\$0.00	\$1,500.00	0.000%
2111-220-322-0000	Garbage and Trash Removal	\$0.00	\$0.00	\$1,800.00	\$987.40	\$512.60	\$300.00	28.478%
2111-220-323-0000	Repairs and Maintenance	\$3,134.14	\$0.00	\$27,500.00	\$11,440.99	\$4,053.15	\$15,140.00	13.231%
2111-220-323-0001	Repairs and Maintenance(VEHICLE/EQUIP REPAIR)	\$1,752.40	\$0.00	\$65,000.00	\$11,237.54	\$22,068.69	\$33,446.17	33.061%
2111-220-323-0002	Repairs and Maintenance(BLDG/GROUNDS REPAIR)	\$8,883.00	\$0.00	\$33,000.00	\$20,789.51	\$10,625.99	\$10,467.50	25.371%
2111-220-341-0000	Telephone	\$510.47	\$0.00	\$8,000.00	\$5,399.23	\$2,491.24	\$620.00	29.273%
2111-220-351-0000	Electricity	\$0.00	\$0.00	\$17,500.00	\$10,938.37	\$5,061.63	\$1,500.00	28.924%
2111-220-353-0000	Natural Gas	\$488.31	\$0.00	\$8,500.00	\$5,301.91	\$2,186.40	\$1,500.00	24.325%
2111-220-359-0000	Other - Utilities	\$134.94	\$0.00	\$5,000.00	\$1,958.27	\$887.67	\$2,289.00	17.287%
2111-220-359-0007	Other - Utilities(Tech Services)	\$438.10	\$0.00	\$11,500.00	\$5,091.10	\$1,182.00	\$5,665.00	9.901%
2111-220-370-0000	Payment to Another Political Subdivision	\$0.00	\$0.00	\$3,500.00	\$3,500.00	\$0.00	\$0.00	0.000%
2111-220-381-0000	Property Insurance Premiums	\$0.00	\$0.00	\$4,500.00	\$4,500.00	\$0.00	\$0.00	0.000%
2111-220-382-0000	Liability Insurance Premiums	\$0.00	\$0.00	\$2,250.00	\$2,000.00	\$0.00	\$250.00	0.000%
2111-220-389-0000	Other - Insurance and Bonding	\$0.00	\$0.00	\$9,500.00	\$7,514.00	\$1,986.00	\$0.00	20.905%
2111-220-410-0000	Office Supplies	\$0.00	\$0.00	\$3,000.00	\$1,751.00	\$249.00	\$1,000.00	8.300%
2111-220-420-0000	Operating Supplies	\$372.13	\$0.00	\$8,500.00	\$5,408.56	\$2,963.57	\$500.00	33.403%
2111-220-420-0010	Operating Supplies(GAS & DIESEL -SUPPLIES)	\$742.18	\$0.00	\$10,000.00	\$6,314.07	\$3,953.11	\$475.00	36.800%
2111-220-430-0000	Small Tools and Minor Equipment	\$0.00	\$0.00	\$4,000.00	\$3,500.00	\$0.00	\$500.00	0.000%
2111-220-490-0000	Other - Supplies and Materials	\$0.00	\$0.00	\$6,000.00	\$3,241.20	\$2,257.80	\$501.00	37.630%
2111-220-599-0000	Other - Other Expenses	\$2,147.11	\$0.00	\$30,000.00	\$13,156.62	\$9,814.91	\$9,175.58	30.531%
2111-220-599-0040	Other - Other Expenses(DRY-HYDRANT-OTHER)	\$0.00	\$0.00	\$7,500.00	\$0.00	\$0.00	\$7,500.00	0.000%
2111-760-720-0000	Buildings	\$0.00	\$0.00	\$38,750.00	\$0.00	\$0.00	\$38,750.00	0.000%
2111-760-740-0000	Machinery, Equipment and Furniture	\$13,660.00	\$0.00	\$63,250.00	\$1,619.92	\$13,660.00	\$61,630.08	17.761%
2111-760-740-1070	Machinery, Equipment and Furniture(FIRE EQUIPMENT - RADIOS)	\$0.00	\$0.00	\$4,250.00	\$0.00	\$0.00	\$4,250.00	0.000%
2111-760-750-0000	Motor Vehicles	\$0.00	\$0.00	\$0.00	\$0.00	\$0.00	\$0.00	0.000%
2111-760-750-0050	Motor Vehicles(SECONDARY VEHICLE-M.V.)	\$0.00	\$0.00	\$0.00	\$0.00	\$0.00	\$0.00	0.000%
Fire District Fund Total:		\$35,480.68	\$0.00	\$1,315,582.14	\$157,846.14	\$407,445.11	\$785,771.57	30.157%

Fund: Road District
Pooled Balance: \$1,044,918.73
Non-Pooled Balance: \$0.00
Total Cash Balance: \$1,044,918.73

Report reflects selected information.

Appropriation Status

By Fund

As Of 4/30/2019

Account Code	Account Name	Reserved for Encumbrance 12/31	Reserved for Encumbrance 12/31 Adjustment	Final Appropriation	Current Reserve for Encumbrance	YTD Expenditures	Unencumbered Balance	YTD % Expenditures
2141-330-190-0000	D Other - Salaries	\$0.00	\$0.00	\$274,050.00	\$0.00	\$0.00	\$274,050.00	0.000%
2141-330-211-0000	D Ohio Public Employees Retirement System	\$0.00	\$0.00	\$44,122.05	\$0.00	\$0.00	\$44,122.05	0.000%
2141-330-213-0000	D Medicare	\$0.00	\$0.00	\$4,569.78	\$0.00	\$0.00	\$4,569.78	0.000%
2141-330-221-0000	Medical/Hospitalization	\$0.00	\$0.00	\$270,000.00	\$136,554.72	\$77,129.12	\$56,316.16	28.566%
2141-330-222-0000	Life Insurance	\$0.00	\$0.00	\$0.00	\$0.00	\$0.00	\$0.00	0.000%
2141-330-223-0000	Dental Insurance	\$0.00	\$0.00	\$0.00	\$0.00	\$0.00	\$0.00	0.000%
2141-330-224-0000	Vision Insurance	\$0.00	\$0.00	\$0.00	\$0.00	\$0.00	\$0.00	0.000%
2141-330-230-0000	D Workers' Compensation	\$0.00	\$0.00	\$7,194.76	\$0.00	\$706.34	\$6,488.42	9.817%
2141-330-251-0000	Uniform, Tool and Equipment Reimbursements	\$0.00	\$0.00	\$7,500.00	\$0.00	\$6,400.00	\$1,100.00	85.333%
2141-330-314-0000	D Tax Collection Fees	\$0.00	\$0.00	\$31,500.00	\$0.00	\$6,345.11	\$25,154.89	20.143%
2141-330-323-0000	Repairs and Maintenance	\$85.56	\$0.00	\$1,500.00	\$0.00	\$0.00	\$1,500.00	0.000%
2141-330-323-0001	Repairs and Maintenance(VEHICLE/EQUIP REPAIR}	\$0.00	\$0.00	\$20,000.00	\$0.00	\$85.56	\$20,000.00	0.426%
2141-330-323-0002	Repairs and Maintenance(BLDG/GROUNDS REPAIR}	\$0.00	\$0.00	\$6,700.00	\$0.00	\$0.00	\$6,700.00	0.000%
2141-330-360-0000	Contracted Services	\$0.00	\$0.00	\$7,500.00	\$0.00	\$0.00	\$7,500.00	0.000%
2141-330-360-0060	Contracted Services(IMPROVEMENT -CONTRACTS)}	\$0.00	\$0.00	\$1,000.00	\$0.00	\$0.00	\$1,000.00	0.000%
2141-330-381-0000	Property Insurance Premiums	\$0.00	\$0.00	\$2,500.00	\$2,500.00	\$0.00	\$0.00	0.000%
2141-330-382-0000	Liability Insurance Premiums	\$0.00	\$0.00	\$2,500.00	\$2,500.00	\$0.00	\$0.00	0.000%
2141-330-420-0000	Operating Supplies	\$34.64	\$0.00	\$2,000.00	\$1,465.36	\$69.28	\$500.00	3.405%
2141-330-420-0013	Operating Supplies(ASPHALT -SUPPLIES)}	\$0.00	\$0.00	\$50,000.00	\$49,090.36	\$909.64	\$0.00	1.819%
2141-330-430-0000	Small Tools and Minor Equipment	\$0.00	\$0.00	\$1,250.00	\$991.55	\$208.45	\$50.00	16.676%
2141-330-490-0000	Other - Supplies and Materials	\$16.16	\$0.00	\$5,500.00	\$3,345.66	\$1,670.50	\$500.00	30.284%
2141-330-599-0000	Other - Other Expenses	\$0.00	\$0.00	\$4,750.00	\$2,172.43	\$827.57	\$1,750.00	17.423%
2141-760-730-0000	Improvement of Sites	\$0.00	\$0.00	\$0.00	\$0.00	\$0.00	\$0.00	0.000%
2141-760-740-0000	Machinery, Equipment and Furniture	\$0.00	\$0.00	\$195,000.00	\$153,099.00	\$0.00	\$41,901.00	0.000%
2141-760-750-0000	Motor Vehicles	\$0.00	\$0.00	\$0.00	\$0.00	\$0.00	\$0.00	0.000%
2141-760-750-0050	Motor Vehicles(SECONDARY VEHICLE-M.V.}	\$0.00	\$0.00	\$725,000.00	\$1,800.00	\$33,200.00	\$690,000.00	4.579%
2141-760-790-0000	Other - Capital Outlay	\$0.00	\$0.00	\$1,664,136.59	\$353,519.08	\$127,551.57	\$1,183,202.30	7.664%
Road District Fund Total:		\$136.35	\$0.00	\$1,664,136.59	\$353,519.08	\$127,551.57	\$1,183,202.30	7.664%

Fund: Zoning	
Pooled Balance:	\$31,814.49
Non-Pooled Balance:	\$0.00
Total Cash Balance:	\$31,814.49

Account Code	Account Name	Reserved for Encumbrance 12/31	Reserved for Encumbrance 12/31 Adjustment	Final Appropriation	Current Reserve for Encumbrance	YTD Expenditures	Unencumbered Balance	YTD % Expenditures
2181-130-190-0000	D Other - Salaries	\$0.00	\$0.00	\$20,000.00	\$0.00	\$0.00	\$20,000.00	0.000%
2181-130-341-0000	Telephone	\$0.00	\$0.00	\$1,000.00	\$607.28	\$192.72	\$200.00	19.272%
2181-130-490-0000	Other - Supplies and Materials	\$0.00	\$0.00	\$1,850.00	\$904.32	\$95.68	\$850.00	5.172%
2181-130-599-0000	Other - Other Expenses	\$0.00	\$0.00	\$2,500.00	\$828.67	\$171.33	\$1,500.00	6.853%
2181-760-740-0000	Machinery, Equipment and Furniture	\$0.00	\$0.00	\$0.00	\$0.00	\$0.00	\$0.00	0.000%
Zoning Fund Total:		\$0.00	\$0.00	\$25,350.00	\$2,340.27	\$459.73	\$22,550.00	1.814%

Appropriation Status

By Fund

As Of 4/30/2019

Fund: Permissive Motor Vehicle License Tax
 Pooled Balance: \$6,144.38
 Non-Pooled Balance: \$0.00
 Total Cash Balance: \$6,144.38

Account Code	Account Name	Reserved for Encumbrance 12/31	Reserved for Encumbrance 12/31 Adjustment	Final Appropriation	Current Reserve for Encumbrance	YTD Expenditures	Unencumbered Balance	YTD % Expenditures
2231-330-420-0000	Operating Supplies	\$0.00	\$0.00	\$20,000.00	\$0.00	\$0.00	\$20,000.00	0.0000%
Permissive Motor Vehicle License Tax Fund Total:								
		\$0.00	\$0.00	\$20,000.00	\$0.00	\$0.00	\$20,000.00	0.0000%

Fund: Enforcement and Education
 Pooled Balance: \$7,074.00
 Non-Pooled Balance: \$0.00
 Total Cash Balance: \$7,074.00

Account Code	Account Name	Reserved for Encumbrance 12/31	Reserved for Encumbrance 12/31 Adjustment	Final Appropriation	Current Reserve for Encumbrance	YTD Expenditures	Unencumbered Balance	YTD % Expenditures
2271-210-599-0000	Other - Other Expenses	\$0.00	\$0.00	\$1,435.00	\$0.00	\$0.00	\$1,435.00	0.0000%
Enforcement and Education Fund Total:								
		\$0.00	\$0.00	\$1,435.00	\$0.00	\$0.00	\$1,435.00	0.0000%

Fund: Fire and Rescue, Ambulance and EMS Serv.
 Pooled Balance: \$135,813.24
 Non-Pooled Balance: \$0.00
 Total Cash Balance: \$135,813.24

Account Code	Account Name	Reserved for Encumbrance 12/31	Reserved for Encumbrance 12/31 Adjustment	Final Appropriation	Current Reserve for Encumbrance	YTD Expenditures	Unencumbered Balance	YTD % Expenditures
2281-230-190-0000	D Other - Salaries	\$0.00	\$0.00	\$90,000.00	\$0.00	\$0.00	\$90,000.00	0.0000%
2281-230-599-0000	Other - Other Expenses	\$0.00	\$0.00	\$1,000.00	\$0.00	\$0.00	\$1,000.00	0.0000%
2281-760-750-0000	Motor Vehicles	\$53,171.78	\$0.00	\$0.00	\$280.00	\$52,891.78	\$0.00	99.473%
Fire and Rescue, Ambulance and EMS Serv. Fund Total:								
		\$53,171.78	\$0.00	\$91,000.00	\$280.00	\$52,891.78	\$91,000.00	36.687%

Fund: Ohio Peace Officer Training Grant Money
 Pooled Balance: \$6,240.00
 Non-Pooled Balance: \$0.00
 Total Cash Balance: \$6,240.00

Account Code	Account Name	Reserved for Encumbrance 12/31	Reserved for Encumbrance 12/31 Adjustment	Final Appropriation	Current Reserve for Encumbrance	YTD Expenditures	Unencumbered Balance	YTD % Expenditures
2901-210-318-0000	Training Services	\$0.00	\$0.00	\$0.00	\$0.00	\$0.00	\$0.00	0.0000%

Report reflects selected information.

Appropriation Status

By Fund
As Of 4/30/2019

Account Code	Account Name	Reserved for Encumbrance 12/31	Reserved for Encumbrance 12/31 Adjustment	Final Appropriation	Current Reserve for Encumbrance	YTD Expenditures	Unencumbered Balance	YTD % Expenditures
Ohio Peace Officer Training Grant Money Fund Total:								
		\$0.00	\$0.00	\$0.00	\$0.00	\$0.00	\$0.00	0.0000%

Fund: Fire FEMA Grant - EMS equipment
 Pooled Balance: \$0.00
 Non-Pooled Balance: \$0.00
 Total Cash Balance: \$0.00

Account Code	Account Name	Reserved for Encumbrance 12/31	Reserved for Encumbrance 12/31 Adjustment	Final Appropriation	Current Reserve for Encumbrance	YTD Expenditures	Unencumbered Balance	YTD % Expenditures
Fire FEMA Grant - EMS equipment Fund Total:								
2902-230-740-0000	Machinery, Equipment and Furniture	\$0.00	\$0.00	\$0.00	\$0.00	\$0.00	\$0.00	0.0000%

Fund: General (bond) (note) Retirement
 Pooled Balance: \$553,858.32
 Non-Pooled Balance: \$0.00
 Total Cash Balance: \$553,858.32

Account Code	Account Name	Reserved for Encumbrance 12/31	Reserved for Encumbrance 12/31 Adjustment	Final Appropriation	Current Reserve for Encumbrance	YTD Expenditures	Unencumbered Balance	YTD % Expenditures
General (bond) (note) Retirement Fund Total:								
3101-220-314-0000	D Tax Collection Fees	\$0.00	\$0.00	\$5,000.00	\$0.00	\$1,608.72	\$3,391.28	32.174%
3101-810-810-0000	Principal Payments - Bonds	\$0.00	\$0.00	\$160,000.00	\$160,000.00	\$0.00	\$0.00	0.0000%
3101-830-830-0000	Interest Payments	\$0.00	\$0.00	\$25,160.00	\$12,580.00	\$12,580.00	\$0.00	50.0000%
		\$0.00	\$0.00	\$190,160.00	\$172,580.00	\$14,188.72	\$3,391.28	7.461%

Fund: Miscellaneous Debt Service
 Pooled Balance: \$0.00
 Non-Pooled Balance: \$0.00
 Total Cash Balance: \$0.00

Account Code	Account Name	Reserved for Encumbrance 12/31	Reserved for Encumbrance 12/31 Adjustment	Final Appropriation	Current Reserve for Encumbrance	YTD Expenditures	Unencumbered Balance	YTD % Expenditures
Miscellaneous Debt Service Fund Total:								
3902-820-820-2009	Principal Payments - Notes(ROAD TAX ANTICIPATION NOTE)	\$0.00	\$0.00	\$0.00	\$0.00	\$0.00	\$0.00	0.0000%
3902-830-830-2009	Interest Payments(ROAD TAX ANTICIPATION NOTE)	\$0.00	\$0.00	\$0.00	\$0.00	\$0.00	\$0.00	0.0000%
3902-910-910-0000	D Transfers - Out	\$0.00	\$0.00	\$0.00	\$0.00	\$0.00	\$0.00	0.0000%

Fund: Miscellaneous Debt Service-OPW LOAN
 Pooled Balance: \$24,923.54
 Non-Pooled Balance: \$0.00

Report reflects selected information.

Appropriation Status

By Fund
As Of 4/30/2019

Total Cash Balance: \$24,923.54

Account Code	Account Name	Reserved for Encumbrance 12/31	Reserved for Encumbrance 12/31 Adjustment	Final Appropriation	Current Reserve for Encumbrance	YTD Expenditures	Unencumbered Balance	YTD % Expenditures
3903-820-820-2010	Principal Payments - Notes(PRINCIPAL-ROAD PAVING)	\$0.00	\$0.00	\$49,847.08	\$0.00	\$0.00	\$49,847.08	0.0000%
3903-830-830-0000	Interest Payments	\$0.00	\$0.00	\$0.00	\$0.00	\$0.00	\$0.00	0.0000%
Miscellaneous Debt Service-OPW LOAN Fund Total:								
		\$0.00	\$0.00	\$49,847.08	\$0.00	\$0.00	\$49,847.08	0.0000%

Fund: Public Works Commission Project
 Pooled Balance: \$0.00
 Non-Pooled Balance: \$0.00
 Total Cash Balance: \$0.00

Account Code	Account Name	Reserved for Encumbrance 12/31	Reserved for Encumbrance 12/31 Adjustment	Final Appropriation	Current Reserve for Encumbrance	YTD Expenditures	Unencumbered Balance	YTD % Expenditures
4401-760-790-0000	Other - Capital Outlay	\$0.00	\$0.00	\$350,000.00	\$0.00	\$0.00	\$350,000.00	0.0000%
Public Works Commission Project Fund Total:								
		\$0.00	\$0.00	\$350,000.00	\$0.00	\$0.00	\$350,000.00	0.0000%

Fund: Capital Projects - County Line Road
 Pooled Balance: \$0.00
 Non-Pooled Balance: \$0.00
 Total Cash Balance: \$0.00

Account Code	Account Name	Reserved for Encumbrance 12/31	Reserved for Encumbrance 12/31 Adjustment	Final Appropriation	Current Reserve for Encumbrance	YTD Expenditures	Unencumbered Balance	YTD % Expenditures
4901-760-790-2019	Other - Capital Outlay(COUNTY LINE RD RECONSTRUCTION)	\$0.00	\$0.00	\$0.00	\$0.00	\$0.00	\$0.00	0.0000%
Capital Projects - County Line Road Fund Total:								
		\$0.00	\$0.00	\$0.00	\$0.00	\$0.00	\$0.00	0.0000%

Fund: Miscellaneous Capital Projects
 Pooled Balance: \$14,394.94
 Non-Pooled Balance: \$0.00
 Total Cash Balance: \$14,394.94

Account Code	Account Name	Reserved for Encumbrance 12/31	Reserved for Encumbrance 12/31 Adjustment	Final Appropriation	Current Reserve for Encumbrance	YTD Expenditures	Unencumbered Balance	YTD % Expenditures
4903-760-730-0300	Improvement of Sites(GRANTS)	\$0.00	\$0.00	\$19,000.00	\$3,900.00	\$4,735.00	\$10,365.00	24.921%
Miscellaneous Capital Projects Fund Total:								
		\$0.00	\$0.00	\$19,000.00	\$3,900.00	\$4,735.00	\$10,365.00	24.921%
Report Total:								
		\$343,368.46	\$30.01	\$8,298,817.38	\$1,488,478.47	\$1,739,596.96	\$5,414,080.40	20.129%

RUSSELL TOWNSHIP, GEauga COUNTY
Cash Summary by Fund
 April 2019

5/1/2019 8:26:52 AM
 JAN v2019.2

Fund #	Fund Name	Fund Balance 4/1/2019	Fund Balance Adjustments	Revenue (excluding transfers and advances in)	Transfers In	Advances In	Total Fund & Adjustments & Revenue	Expenditures (excluding transfers and advances out)	Transfers Out	Advances Out	Fund Balance 4/30/2019	Non-Pooled Balance	Pooled Balance
1000	General	\$1,574,206.00	\$0.00	\$51,240.40	\$0.00	\$0.00	\$1,625,446.40	\$66,059.22	\$0.00	\$0.00	\$1,559,387.18	\$0.00	\$1,559,387.18
2011	Motor Vehicle License Tax	\$31,727.89	\$0.00	\$1,982.61	\$0.00	\$0.00	\$33,710.50	\$0.00	\$0.00	\$0.00	\$33,710.50	\$0.00	\$33,710.50
2021	Gasoline Tax	\$363,972.37	\$0.00	\$7,320.02	\$0.00	\$0.00	\$371,292.39	\$0.00	\$0.00	\$0.00	\$371,292.39	\$0.00	\$371,292.39
2031	Road and Bridge	\$1,415,102.52	\$0.00	\$47,450.08	\$0.00	\$0.00	\$1,462,552.60	\$67,635.60	\$0.00	\$0.00	\$1,394,917.00	\$0.00	\$1,394,917.00
2041	Cemetery	\$13,561.50	\$0.00	\$1,050.00	\$0.00	\$0.00	\$14,611.50	\$41.22	\$0.00	\$0.00	\$14,570.28	\$0.00	\$14,570.28
2081	Police District	\$1,515,962.99	\$0.00	\$117,715.93	\$0.00	\$0.00	\$1,633,678.92	\$180,094.81	\$0.00	\$0.00	\$1,453,584.11	\$0.00	\$1,453,584.11
2111	Fire District	\$1,062,958.54	\$0.00	\$84,548.47	\$0.00	\$0.00	\$1,147,507.01	\$94,867.03	\$0.00	\$0.00	\$1,052,639.98	\$0.00	\$1,052,639.98
2141	Road District	\$1,034,719.07	\$0.00	\$73,718.63	\$0.00	\$0.00	\$1,108,437.70	\$63,518.97	\$0.00	\$0.00	\$1,044,918.73	\$0.00	\$1,044,918.73
2181	Zoning	\$30,601.73	\$0.00	\$1,707.46	\$0.00	\$0.00	\$32,309.19	\$187.24	\$0.00	\$0.00	\$31,814.49	\$0.00	\$31,814.49
2231	Permissive Motor Vehicle License Tax	\$4,436.92	\$0.00	\$1,707.46	\$0.00	\$0.00	\$6,144.38	\$0.00	\$0.00	\$0.00	\$6,144.38	\$0.00	\$6,144.38
2271	Enforcement and Education	\$7,074.00	\$0.00	\$0.00	\$0.00	\$0.00	\$7,074.00	\$0.00	\$0.00	\$0.00	\$7,074.00	\$0.00	\$7,074.00
2281	Fire and Rescue, Ambulance and E.M.	\$148,465.02	\$0.00	\$0.00	\$0.00	\$0.00	\$148,465.02	\$12,671.78	\$0.00	\$0.00	\$135,813.24	\$0.00	\$135,813.24
2901	Ohio Peace Officer Training Grant M	\$6,240.00	\$0.00	\$0.00	\$0.00	\$0.00	\$6,240.00	\$0.00	\$0.00	\$0.00	\$6,240.00	\$0.00	\$6,240.00
2902	Fire FEMA Grant - EMS equipment	\$0.00	\$0.00	\$0.00	\$0.00	\$0.00	\$0.00	\$0.00	\$0.00	\$0.00	\$0.00	\$0.00	\$0.00
3101	General (bond) (note) Retirement	\$548,815.11	\$0.00	\$19,231.93	\$0.00	\$0.00	\$568,047.04	\$14,188.72	\$0.00	\$0.00	\$553,858.32	\$0.00	\$553,858.32
3901	Miscellaneous Debt Service	\$0.00	\$0.00	\$0.00	\$0.00	\$0.00	\$0.00	\$0.00	\$0.00	\$0.00	\$0.00	\$0.00	\$0.00
3902	Miscellaneous Debt Service	\$0.00	\$0.00	\$0.00	\$0.00	\$0.00	\$0.00	\$0.00	\$0.00	\$0.00	\$0.00	\$0.00	\$0.00
3903	Miscellaneous Debt Service-CPW LC	\$0.00	\$0.00	\$24,923.54	\$0.00	\$0.00	\$24,923.54	\$0.00	\$0.00	\$0.00	\$24,923.54	\$0.00	\$24,923.54
4401	Public Works Commission Project	\$0.00	\$0.00	\$0.00	\$0.00	\$0.00	\$0.00	\$0.00	\$0.00	\$0.00	\$0.00	\$0.00	\$0.00
4402	Public Works Commission Project	\$0.00	\$0.00	\$0.00	\$0.00	\$0.00	\$0.00	\$0.00	\$0.00	\$0.00	\$0.00	\$0.00	\$0.00
4901	Capital Projects - County Line Road	\$0.00	\$0.00	\$0.00	\$0.00	\$0.00	\$0.00	\$0.00	\$0.00	\$0.00	\$0.00	\$0.00	\$0.00
4902	Capital Projects - Police Station	\$0.00	\$0.00	\$0.00	\$0.00	\$0.00	\$0.00	\$0.00	\$0.00	\$0.00	\$0.00	\$0.00	\$0.00
4903	Miscellaneous Capital Projects	\$19,129.94	\$0.00	\$0.00	\$0.00	\$0.00	\$19,129.94	\$4,735.00	\$0.00	\$0.00	\$14,394.94	\$0.00	\$14,394.94
Report Total		\$7,776,993.60	\$0.00	\$432,289.07	\$0.00	\$0.00	\$8,209,282.67	\$503,999.59	\$0.00	\$0.00	\$7,705,283.08	\$0.00	\$7,705,283.08

Investment Journal

April 2019

Post Date	Transaction Date	Account Name	Investment Detail	Interest Receipts	Other Receipts / Expenditures	Investment Debit	Investment Credit	System Investment Balance
04/01/2019			Beginning Balance					\$4,434,087.41
04/16/2019	04/16/2019	STAROHIO	Transfer To Investment STAROHIO			\$500,000.00		\$4,934,087.41
			Total:	\$0.00	\$0.00	\$500,000.00	\$0.00	